

PRODUCT SPECIFICATIONS



13 SEER

R-410A

1½ TO 5 TONS

**COOLING CAPACITY:
18,000 - 60,000 BTU/h**



* To receive the 10-Year Parts Limited Warranty, online registration must be completed within 60 days of installation. Online registration is not required in California or Québec. Full warranty details available at www.whirlpoolhvac.com.

SPLIT SYSTEM AIR CONDITIONER

The Whirlpool® brand WAC43 uses the chlorine-free refrigerant R-410A and features operating sound levels that are among the best in the heating and cooling industry. With a 13 SEER rating, the WAC43 will help reduce energy consumption throughout the life of the system compared to lower SEER-rated equipment.

Standard Features

- R-410A chlorine-free refrigerant
- Energy-efficient compressor
- Factory-installed filter dryer
- Copper tube/enhanced aluminum fin coil
- Service valves with sweat connections and easy-access gauge ports
- Contactor with lug connection
- Ground lug connection
- AHRI Certified
- ETL Listed

Cabinet Features

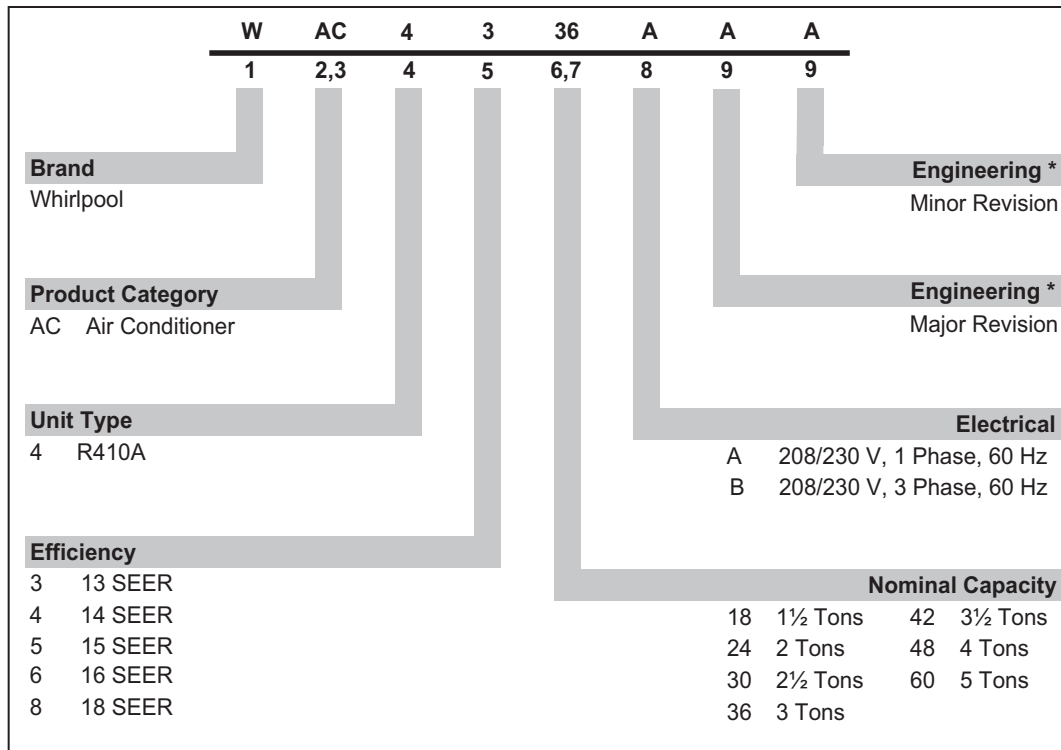
- Whirlpool Quiet Partner™ brand sound control top design
- Steel louver coil guard
- Heavy-gauge galvanized-steel cabinet
- Attractive Hannah Slate Gray Durashield® powder-paint finish
- Top and side maintenance access
- Single-panel access to controls with space provided for field-installed accessories
- When properly anchored, meets the 2001 Florida Building Code unit integrity requirements for hurricane-type winds (Anchor bracket kits available.)

Contents

Nomenclature.....	2
Product Specifications	3
Dimensions	4
Expanded Cooling Data	5
AHRI Performance Ratings	23
Wiring Diagrams	28
Accessories	31

PRODUCT SPECIFICATIONS

NOMENCLATURE



PHYSICAL DATA

Model	Nominal Cooling Capacity (BTU/h)	Voltage-Phase	MOP ¹ (amps)	Dimensions			Service Valve		dBs	Ship Weight (lbs)
				W"	D"	H"	Liquid	Suction		
WAC4318AB*	18,000	208/230-1	20	26"	26"	27½"	⅜"	¾"	72	149
WAC4318AC*	18,000	208/230-1	15	26"	26"	27½"	⅜"	¾"	72	135
WAC4324AB*	24,000	208/230-1	30	26"	26"	27½"	⅜"	¾"	72	151
WAC4330AB*	30,000	208/230-1	30	26"	26"	27½"	⅜"	¾"	73	152
WAC4336AB*	36,000	208/230-1	35	29"	29"	32¼"	⅜"	¾"	74	197
WAC4342AB*	42,000	208/230-1	40	29"	29"	36¼"	⅜"	⅞"	75	194
WAC4348AB*	48,000	208/230-1	45	29"	29"	36¼"	⅜"	⅞"	76	195
WAC4360AA*	60,000	208/230-1	60	35½"	35½"	38¼"	⅜"	⅞"	73	240
WAC4360AB*	60,000	208/230-1	60	29"	29"	40"	⅜"	⅞"	77	200

¹ Maximum Overcurrent Protection Device

SPECIFICATIONS

	WAC43 18AB*	WAC43 18AC*	WAC43 24AB*	WAC43 30AB*	WAC43 36AB*	WAC43 41AB*	WAC43 48AB*	WAC43 60AA*	WAC43 60AB*
Capacities									
Nominal Cooling (BTU/h)	18,000	18,000	24,000	30,000	36,000	42,000	48,000	60,000	60,000
SEER / EER	13 / 11	13 / 11	13 / 11	13 / 11	13 / 11	13 / 11	13 / 11	13 / 11	13 / 11
Decibels	72	73	72	73	74	75	76	73	77
Compressor									
RLA	9.0	6.7	13.5	12.8	16.9	17.9	19.9	26.4	25.0
LRA	48	40	58.3	64	79	112	109	134	134
Condenser Fan Motor									
Horsepower	1/6	1/6	1/6	1/6	1/6	1/4	1/4	1/4	1/4
FLA	1.1	1.1	1.1	1.1	1.1	1.5	1.5	1.5	1.5
Refrigeration System									
Refrigerant Line Size ¹									
Liquid Line Size ("O.D.)	3/8"	3/8"	3/8"	3/8"	3/8"	3/8"	3/8"	3/8"	3/8"
Suction Line Size ("O.D.)	3/4"	3/4"	3/4"	3/4"	7/8"	1 1/8"	1 1/8"	1 1/8"	1 1/8"
Refrigerant Connection Size									
Liquid Valve Size ("O.D.)	3/8"	3/8"	3/8"	3/8"	3/8"	3/8"	3/8"	3/8"	3/8"
Suction Valve Size ("O.D.) ^{3 4}	3/4"	3/4"	3/4"	3/4"	3/4" ³	7/8" ⁴	7/8" ⁴	7/8" ⁴	7/8" ⁴
Valve Type	Sweat	Sweat	Sweat	Sweat	Sweat	Sweat	Sweat	Sweat	Sweat
Refrigerant Charge	69	71	76	78	92	121	125	184	122
Shipped with Orifice Size	0.051	0.051	0.057	0.059	0.068	0.076	0.080	0.092	0.086
Electrical Data									
Voltage-Hz / Phase	208/230-60/1		208/230-60/1		208/230-60/1		208/230-60/1		
Minimum Circuit Ampacity ²	12.3	9.5	18.0	17.1	21.8	23.9	26.3	34.5	32.8
Max. Overcurrent Protection ³	20 amps	15 amps	30 amps	30 amps	35 amps	40 amps	45 amps	60 amps	50 amps
Min / Max Volts	197/253	197/253	197/253	197/253	197/253	197/253	197/253	197/253	197/253
Electrical Conduit Size	1/2" or 3/4"	1/2" or 3/4"	1/2" or 3/4"	1/2" or 3/4"	1/2" or 3/4"	1/2" or 3/4"	1/2" or 3/4"	1/2" or 3/4"	1/2" or 3/4"
Ship Weight (lbs)	149	135	151	152	197	194	195	240	200

¹ Wire size should be determined in accordance with National Electrical Codes; extensive wire runs will require larger wire sizes

² Must use time-delay fuses or HACR-type circuit breakers of the same size as noted.

³ Installer will need to supply 3/4" to 7/8" adapters for suction line connections.

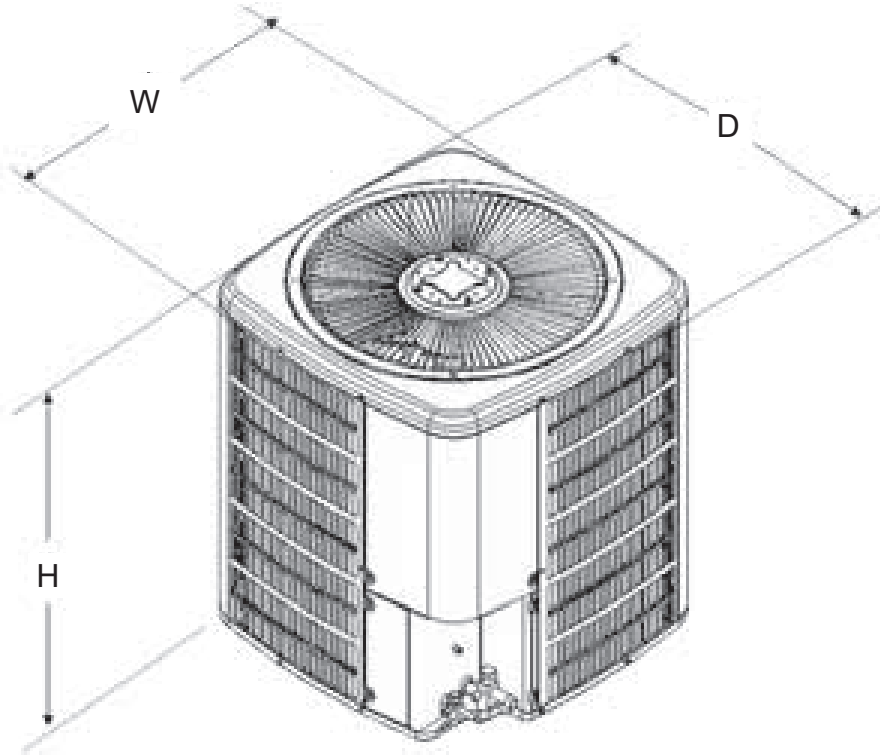
⁴ Installer will need to supply 7/8" to 1 1/8" adapters for suction line connections.

Notes

- Always check the S&R plate for electrical data on the unit being installed.
- Unit is charged with refrigerant for 15' of 3/8" liquid line. System charge must be adjusted per Installation Instructions Final Charge Procedure.

PRODUCT SPECIFICATIONS

DIMENSIONS



Dimensions Table

Model	Dimensions		
	W"	D"	H"
WAC4318AB*	26"	26"	27½"
WAC4318AC*	26"	26"	27½"
WAC4324AB*	26"	26"	27½"
WAC4330AB*	26"	26"	27½"
WAC4336AB*	29"	29"	32¼"
WAC4342AB*	29"	29"	36¼"
WAC4348AB*	29"	29"	36¼"
WAC4360AA*	35½"	35½"	38¼"
WAC4360AB*	29"	29"	40"

EXPANDED COOLING DATA — WAC4318AB* / CA*F1824*6B* / WC*1824P4*

IDB	Airflow	Outdoor Ambient Temperature																								
		65°F				75°F				85°F				95°F				105°F				115°F				
		59	63	67	71	59	63	67	71	59	63	67	71	59	63	67	71	59	63	67	71	59	63	67	71	
70	675	MBh	17.6	18.3	20.0	-	17.2	17.9	19.6	-	16.8	17.4	19.1	-	16.4	17.0	18.6	-	15.6	16.2	17.7	-	14.4	15.0	16.4	-
		S/T	0.72	0.60	0.42	-	0.75	0.63	0.43	-	0.77	0.64	0.44	-	0.79	0.66	0.46	-	0.82	0.69	0.48	-	0.83	0.69	0.48	-
	ΔT	17	15	11	-	18	15	12	-	18	15	12	-	18	15	12	-	17	15	11	-	16	14	11	-	
	kW	1.26	1.29	1.33	-	1.36	1.38	1.43	-	1.44	1.47	1.52	-	1.51	1.54	1.59	-	1.57	1.61	1.66	-	1.63	1.66	1.72	-	
	Amps	4.6	4.7	4.9	-	5.0	5.1	5.3	-	5.4	5.6	5.8	-	5.8	6.0	6.2	-	6.2	6.3	6.6	-	6.6	6.7	7.0	-	
	Hi PR	213	230	242	-	239	258	272	-	272	293	309	-	310	334	352	-	349	375	396	-	385	415	438	-	
	Lo PR	105	112	122	-	111	118	129	-	115	123	134	-	121	129	141	-	127	135	147	-	131	140	152	-	
	MBh	17.1	17.7	19.4	-	16.7	17.3	19.0	-	16.3	16.9	18.5	-	15.9	16.5	18.1	-	15.1	15.7	17.2	-	14.0	14.5	15.9	-	
	S/T	0.69	0.58	0.40	-	0.71	0.60	0.41	-	0.73	0.61	0.42	-	0.76	0.63	0.44	-	0.78	0.65	0.45	-	0.79	0.66	0.46	-	
	ΔT	18	16	12	-	18	16	12	-	18	16	12	-	18	16	12	-	18	16	12	-	17	15	11	-	
	kW	1.25	1.28	1.32	-	1.35	1.37	1.42	-	1.43	1.46	1.50	-	1.50	1.53	1.58	-	1.56	1.60	1.65	-	1.61	1.65	1.70	-	
	Amps	4.6	4.7	4.9	-	5.0	5.1	5.3	-	5.4	5.5	5.7	-	5.8	5.9	6.1	-	6.1	6.3	6.5	-	6.5	6.7	6.9	-	
Hi PR	211	227	240	-	237	255	269	-	270	290	306	-	307	330	349	-	345	372	392	-	382	411	434	-		
Lo PR	104	111	121	-	110	117	127	-	114	121	132	-	120	127	139	-	126	134	146	-	130	138	151	-		
MBh	15.8	16.4	17.9	-	15.4	16.0	17.5	-	15.1	15.6	17.1	-	14.7	15.2	16.7	-	14.0	14.5	15.9	-	12.9	13.4	14.7	-		
S/T	0.66	0.55	0.38	-	0.69	0.57	0.40	-	0.71	0.59	0.41	-	0.73	0.61	0.42	-	0.76	0.63	0.44	-	0.76	0.64	0.44	-		
ΔT	18	16	12	-	19	16	12	-	19	16	12	-	19	16	12	-	18	16	12	-	17	15	11	-		
kW	1.22	1.25	1.29	-	1.31	1.34	1.38	-	1.39	1.42	1.47	-	1.46	1.49	1.54	-	1.52	1.56	1.61	-	1.57	1.61	1.66	-		
Amps	4.5	4.6	4.7	-	4.8	4.9	5.1	-	5.2	5.4	5.6	-	5.6	5.7	5.9	-	6.0	6.1	6.3	-	6.3	6.5	6.7	-		
Hi PR	205	220	233	-	230	247	261	-	261	281	297	-	298	320	338	-	335	361	381	-	370	398	421	-		
Lo PR	101	107	117	-	106	113	124	-	111	118	129	-	116	124	135	-	122	130	141	-	126	134	146	-		

75	675	MBh	17.9	18.5	20.0	21.5	17.5	18.0	19.5	21.0	17.1	17.6	19.1	20.5	16.7	17.2	18.6	20.0	15.9	16.3	17.7	19.0	14.7	15.1	16.4	17.6
		S/T	0.82	0.73	0.56	0.36	0.85	0.76	0.58	0.37	0.87	0.78	0.59	0.38	0.90	0.81	0.61	0.39	0.93	0.84	0.63	0.41	0.94	0.84	0.64	0.41
	ΔT	20	18	15	10	20	19	15	11	20	19	15	11	20	19	15	11	20	19	15	11	19	17	14	10	
	kW	1.27	1.30	1.34	1.38	1.37	1.40	1.44	1.48	1.45	1.48	1.53	1.58	1.52	1.56	1.61	1.66	1.59	1.62	1.67	1.73	1.64	1.68	1.73	1.79	
	Amps	4.7	4.8	4.9	5.1	5.1	5.2	5.3	5.5	5.5	5.6	5.8	6.0	5.9	6.0	6.2	6.5	6.3	6.4	6.6	6.9	6.6	6.8	7.0	7.3	
	Hi PR	216	232	245	255	242	260	275	287	275	296	313	326	313	337	356	371	352	379	400	418	389	419	442	461	
	Lo PR	106	113	123	131	112	119	130	139	116	124	135	144	122	130	142	151	128	136	149	158	133	141	154	164	
	MBh	17.4	17.9	19.4	20.8	17.0	17.5	19.0	20.3	16.6	17.1	18.5	19.9	16.2	16.7	18.1	19.4	15.4	15.8	17.2	18.4	14.3	14.7	15.9	17.1	
	S/T	0.78	0.70	0.53	0.34	0.81	0.73	0.55	0.35	0.83	0.74	0.56	0.36	0.86	0.77	0.58	0.37	0.89	0.80	0.60	0.39	0.90	0.80	0.61	0.39	
	ΔT	21	19	16	11	21	19	16	11	21	19	16	11	21	20	16	11	21	19	16	11	20	18	15	10	
	kW	1.26	1.29	1.33	1.37	1.36	1.38	1.43	1.47	1.44	1.47	1.52	1.56	1.51	1.54	1.59	1.65	1.57	1.61	1.66	1.71	1.63	1.66	1.72	1.77	
	Amps	4.6	4.7	4.9	5.1	5.0	5.1	5.3	5.5	5.4	5.6	5.8	6.0	5.8	6.0	6.2	6.4	6.2	6.3	6.6	6.8	6.6	6.7	7.0	7.2	
Hi PR	213	230	242	253	239	258	272	284	272	293	309	323	310	334	352	368	349	375	396	414	386	415	438	457		
Lo PR	105	112	122	130	111	118	129	137	115	123	134	143	121	129	141	150	127	135	147	157	131	140	152	162		
MBh	16.1	16.5	17.9	19.2	15.7	16.2	17.5	18.8	15.3	15.8	17.1	18.3	15.0	15.4	16.7	17.9	14.2	14.6	15.8	17.0	13.2	13.5	14.7	15.7		
S/T	0.75	0.68	0.51	0.33	0.78	0.70	0.53	0.34	0.80	0.72	0.54	0.35	0.83	0.74	0.56	0.36	0.86	0.77	0.58	0.37	0.87	0.78	0.59	0.38		
ΔT	21	20	16	11	22	20	16	11	22	20	16	11	22	20	16	11	21	20	16	11	20	18	15	10		
kW	1.23	1.26	1.30	1.34	1.32	1.35	1.39	1.44	1.41	1.43	1.48	1.53	1.48	1.51	1.55	1.61	1.54	1.57	1.62	1.67	1.59	1.62	1.67	1.73		
Amps	4.5	4.6	4.8	4.9	4.9	5.0	5.2	5.3	5.3	5.4	5.6	5.8	5.7	5.8	6.0	6.2	6.0	6.2	6.4	6.6	6.4	6.5	6.8	7.0		
Hi PR	207	223	235	245	232	250	264	275	264	284	300	313	301	324	342	357	338	364	385	401	374	402	425	443		
Lo PR	102	108	118	126	108	114	125	133	112	119	130	138	117	125	136	145	123	131	143	152	127	135	148	157		

Amps = outdoor unit amps (comp.-ifan)
kW = Total system power

Shaded area reflects ACCA (TVA) conditions

IDB: Entering Indoor Dry Bulb Temperature
High and low pressures are measured at the liquid and suction service valves.

PRODUCT SPECIFICATIONS

EXPANDED COOLING DATA — WAC4318AB* / CA*F1824*6B* / WC*1824P4* (CONT.)

IDB	Airflow	Outdoor Ambient Temperature																								
		65°F				75°F				85°F				95°F				105°F				115°F				
		59	63	67	71	59	63	67	71	59	63	67	71	59	63	67	71	59	63	67	71	59	63	67	71	
80	675	MBh	18.3	18.7	19.9	21.3	17.8	18.2	19.5	20.8	17.4	17.8	19.0	20.3	17.0	17.4	18.5	19.8	16.1	16.5	17.6	18.8	14.9	15.3	16.3	17.4
		S/T	0.90	0.84	0.69	0.51	0.93	0.88	0.71	0.53	0.96	0.90	0.73	0.55	1.00	0.93	0.75	0.56	1.00	0.96	0.78	0.58	1.00	0.97	0.79	0.59
	ΔT	22	21	19	15	23	22	19	15	23	22	19	15	23	22	19	15	22	22	20	15	20	20	18	14	
	kW	1.28	1.31	1.35	1.39	1.38	1.41	1.45	1.50	1.46	1.49	1.54	1.59	1.54	1.57	1.62	1.67	1.60	1.63	1.69	1.74	1.65	1.69	1.75	1.80	
	Amps	4.7	4.8	5.0	5.2	5.1	5.2	5.4	5.6	5.5	5.7	5.9	6.1	5.9	6.1	6.3	6.5	6.3	6.5	6.7	6.9	6.7	6.9	7.1	7.4	
	Hi PR	218	234	247	258	244	263	278	290	278	299	316	329	316	341	360	375	356	383	405	422	393	423	447	466	
	Lo PR	107	114	124	132	113	120	131	140	118	125	137	145	123	131	143	153	129	138	150	160	134	142	155	166	
	MBh	17.7	18.1	19.4	20.7	17.3	17.7	18.9	20.2	16.9	17.3	18.5	19.7	16.5	16.8	18.0	19.2	15.7	16.0	17.1	18.3	14.5	14.8	15.8	16.9	
	S/T	0.86	0.81	0.66	0.49	0.89	0.83	0.68	0.51	0.91	0.86	0.70	0.52	0.94	0.88	0.72	0.54	0.98	0.92	0.75	0.56	0.99	0.92	0.75	0.56	
	ΔT	23	22	19	16	24	23	20	16	24	23	20	16	24	23	20	16	24	23	20	16	22	21	18	15	
kW	1.27	1.30	1.34	1.38	1.37	1.40	1.44	1.49	1.45	1.48	1.53	1.58	1.52	1.56	1.61	1.66	1.59	1.62	1.67	1.73	1.64	1.68	1.73	1.79		
Amps	4.7	4.8	4.9	5.1	5.1	5.2	5.3	5.5	5.5	5.6	5.8	6.0	5.9	6.0	6.2	6.5	6.3	6.4	6.6	6.9	6.6	6.8	7.0	7.3		
Hi PR	216	232	245	255	242	260	275	287	275	296	313	326	313	337	356	371	352	379	401	418	389	419	443	462		
Lo PR	106	113	123	131	112	119	130	139	116	124	135	144	122	130	142	151	128	136	149	158	133	141	154	164		
MBh	16.4	16.7	17.9	19.1	16.0	16.3	17.4	18.6	15.6	15.9	17.0	18.2	15.2	15.6	16.6	17.8	14.5	14.8	15.8	16.9	13.4	13.7	14.6	15.6		
S/T	0.83	0.78	0.63	0.47	0.86	0.80	0.65	0.49	0.88	0.83	0.67	0.50	0.91	0.85	0.69	0.52	0.94	0.88	0.72	0.54	0.95	0.89	0.73	0.54		
ΔT	24	23	20	16	24	23	20	16	24	23	20	16	24	23	20	16	24	23	20	16	22	21	19	15		
kW	1.24	1.27	1.31	1.35	1.34	1.36	1.41	1.45	1.42	1.45	1.49	1.54	1.49	1.52	1.57	1.62	1.55	1.58	1.63	1.69	1.60	1.64	1.69	1.74		
Amps	4.5	4.7	4.8	5.0	4.9	5.0	5.2	5.4	5.3	5.5	5.7	5.9	5.7	5.9	6.0	6.3	6.1	6.2	6.4	6.7	6.4	6.6	6.8	7.1		
Hi PR	209	225	238	248	235	252	267	278	267	287	303	316	304	327	345	360	342	368	388	405	378	406	429	448		
Lo PR	103	109	119	127	109	116	126	134	113	120	131	140	119	126	138	147	124	132	144	154	129	137	149	159		

85	675	MBh	18.6	18.9	19.8	21.2	18.1	18.5	19.4	20.7	17.7	18.1	18.9	20.2	17.3	17.6	18.4	19.7	16.4	16.7	17.5	18.7	15.2	15.5	16.2	17.3
		S/T	0.94	0.91	0.82	0.67	0.98	0.94	0.85	0.69	1.00	0.97	0.87	0.71	1.00	1.00	0.90	0.73	1.00	1.00	0.94	0.76	1.00	1.00	0.94	0.77
	ΔT	24	23	22	19	24	24	22	19	24	24	22	19	24	24	23	20	22	23	22	19	21	21	21	18	
	kW	1.29	1.32	1.36	1.40	1.39	1.42	1.46	1.51	1.47	1.51	1.55	1.60	1.55	1.58	1.63	1.69	1.61	1.65	1.70	1.76	1.67	1.70	1.76	1.82	
	Amps	4.8	4.9	5.0	5.2	5.1	5.3	5.4	5.7	5.6	5.7	5.9	6.1	6.0	6.1	6.3	6.6	6.4	6.5	6.7	7.0	6.8	6.9	7.2	7.4	
	Hi PR	220	237	250	261	247	265	280	292	281	302	319	333	320	344	363	379	360	387	409	426	397	427	451	471	
	Lo PR	108	115	126	134	114	122	133	141	119	126	138	147	125	133	145	154	131	139	152	162	135	144	157	167	
	MBh	18.0	18.4	19.3	20.5	17.6	18.0	18.8	20.1	17.2	17.5	18.4	19.6	16.8	17.1	17.9	19.1	15.9	16.2	17.0	18.2	14.8	15.0	15.8	16.8	
	S/T	0.90	0.87	0.78	0.64	0.93	0.90	0.81	0.66	0.96	0.92	0.83	0.68	0.99	0.95	0.86	0.70	1.00	0.99	0.89	0.72	1.00	1.00	0.90	0.73	
	ΔT	25	24	23	20	25	25	23	20	25	25	23	20	25	25	24	20	24	25	23	20	23	23	22	19	
kW	1.28	1.31	1.35	1.39	1.38	1.41	1.45	1.50	1.46	1.49	1.54	1.59	1.54	1.57	1.62	1.67	1.60	1.63	1.69	1.74	1.65	1.69	1.75	1.80		
Amps	4.7	4.8	5.0	5.2	5.1	5.2	5.4	5.6	5.5	5.7	5.9	6.1	5.9	6.1	6.3	6.5	6.3	6.5	6.7	6.9	6.7	6.9	7.1	7.4		
Hi PR	218	234	247	258	244	263	278	290	278	299	316	329	316	341	360	375	356	383	405	422	393	423	447	466		
Lo PR	107	114	124	132	113	120	131	140	118	125	137	145	123	131	143	153	129	138	150	160	134	142	155	166		
MBh	16.6	17.0	17.8	19.0	16.3	16.6	17.4	18.5	15.9	16.2	16.9	18.1	15.5	15.8	16.5	17.6	14.7	15.0	15.7	16.8	13.6	13.9	14.5	15.5		
S/T	0.87	0.84	0.76	0.61	0.90	0.87	0.78	0.64	0.92	0.89	0.80	0.65	0.95	0.92	0.83	0.67	0.99	0.95	0.86	0.70	1.00	0.96	0.87	0.70		
ΔT	25	25	24	20	26	25	24	21	26	25	24	21	26	25	24	21	25	25	24	20	24	23	22	19		
kW	1.25	1.28	1.32	1.36	1.35	1.37	1.42	1.46	1.43	1.46	1.50	1.55	1.50	1.53	1.58	1.63	1.56	1.59	1.65	1.70	1.61	1.65	1.70	1.76		
Amps	4.6	4.7	4.9	5.0	5.0	5.1	5.2	5.4	5.4	5.5	5.7	5.9	5.8	5.9	6.1	6.3	6.1	6.3	6.5	6.7	6.5	6.7	6.9	7.2		
Hi PR	211	227	240	250	237	255	269	281	269	290	306	319	307	330	349	364	345	372	392	409	382	411	434	452		
Lo PR	104	110	121	128	110	117	127	136	114	121	132	141	120	127	139	148	126	134	146	155	130	138	151	161		

IDB: Entering Indoor Dry Bulb Temperature
 High and low pressures are measured at the liquid and suction service valves.
 Shaded area reflects AHR1 conditions
 Amps = outdoor unit amps (comp.+fan)
 kW = Total system power

EXPANDED COOLING DATA — WAC4318AC* / CA*F1824*6** / WC*1824P4*

IDB	Airflow	Outdoor Ambient Temperature												Entering Indoor Wet Bulb Temperature													
		65°F				75°F				85°F				95°F				105°F				115°F					
		59	63	67	71	59	63	67	71	59	63	67	71	59	63	67	71	59	63	67	71	59	63	67	71		
70	675	MBh	17.8	18.5	20.3	-	17.4	18.1	19.8	-	17.0	17.6	19.3	-	16.6	17.2	18.8	-	15.8	16.3	17.9	-	14.6	15.1	16.6	-	
		S/T	0.75	0.62	0.43	-	0.77	0.65	0.45	-	0.79	0.66	0.46	-	0.82	0.68	0.47	-	0.85	0.71	0.49	-	0.86	0.72	0.50	-	
		Δ T	18	16	12	-	18	16	12	-	19	16	12	-	19	16	12	-	18	16	12	-	17	15	11	-	
	600	kW	1.26	1.28	1.32	-	1.34	1.37	1.41	-	1.42	1.45	1.49	-	1.49	1.52	1.56	-	1.55	1.58	1.63	-	1.60	1.63	1.68	-	
		/anos	10.8	10.9	11.0	-	11.1	11.2	11.4	-	11.5	11.6	11.8	-	11.8	12.0	12.1	-	12.2	12.3	12.5	-	12.5	12.6	12.8	-	
		Hi PR	209	225	238	-	235	253	267	-	267	287	303	-	304	327	346	-	342	368	389	-	378	407	430	-	
	525	Lo PR	106	113	124	-	112	120	131	-	117	124	136	-	123	131	143	-	129	137	149	-	133	142	155	-	
		MBh	17.3	17.9	19.7	-	16.9	17.5	19.2	-	16.5	17.1	18.7	-	16.1	16.7	18.3	-	15.3	15.9	17.4	-	14.2	14.7	16.1	-	
		S/T	0.71	0.59	0.41	-	0.74	0.62	0.43	-	0.76	0.63	0.44	-	0.78	0.65	0.45	-	0.81	0.68	0.47	-	0.82	0.68	0.47	-	
	75	675	Δ T	19	16	12	-	19	17	13	-	19	17	13	-	19	17	13	-	19	16	12	-	18	15	12	-
			kW	1.25	1.27	1.31	-	1.33	1.36	1.40	-	1.41	1.44	1.48	-	1.48	1.51	1.55	-	1.53	1.57	1.61	-	1.58	1.62	1.67	-
			/anos	10.8	10.9	11.0	-	11.1	11.2	11.3	-	11.5	11.6	11.7	-	11.8	11.9	12.1	-	12.1	12.3	12.4	-	12.5	12.6	12.8	-
600		Hi PR	207	223	235	-	232	250	264	-	264	284	300	-	301	324	342	-	339	364	385	-	374	403	425	-	
		Lo PR	105	112	122	-	111	118	129	-	116	123	134	-	122	129	141	-	127	136	148	-	132	140	153	-	
		MBh	16.0	16.6	18.1	-	15.6	16.2	17.7	-	15.2	15.8	17.3	-	14.9	15.4	16.9	-	14.1	14.6	16.0	-	13.1	13.6	14.9	-	
525		S/T	0.69	0.57	0.40	-	0.71	0.59	0.41	-	0.73	0.61	0.42	-	0.75	0.63	0.44	-	0.78	0.65	0.45	-	0.79	0.66	0.46	-	
		Δ T	19	17	13	-	19	17	13	-	19	17	13	-	20	17	13	-	19	17	13	-	18	16	12	-	
		kW	1.22	1.24	1.28	-	1.30	1.33	1.37	-	1.38	1.41	1.45	-	1.44	1.47	1.52	-	1.50	1.53	1.58	-	1.55	1.58	1.63	-	
75		675	/anos	10.7	10.7	10.9	-	11.0	11.1	11.2	-	11.3	11.5	11.6	-	11.7	11.8	11.9	-	12.0	12.1	12.3	-	12.3	12.4	12.6	-
			Hi PR	201	216	228	-	225	243	256	-	256	276	291	-	292	314	332	-	329	354	373	-	363	391	412	-
			Lo PR	102	109	119	-	108	115	125	-	112	119	130	-	118	125	137	-	124	131	144	-	128	136	148	-
	600	MBh	18.14	18.67	20.21	21.69	17.71	18.24	19.74	21.19	17.29	17.81	19.27	20.68	16.87	17.37	18.80	20.18	16.03	16.50	17.86	19.17	14.85	15.29	16.55	17.76	
		S/T	0.85	0.76	0.57	0.37	0.88	0.79	0.60	0.38	0.90	0.81	0.61	0.39	0.93	0.83	0.63	0.41	0.97	0.86	0.65	0.42	0.97	0.87	0.66	0.42	
		Δ T	21	19	16	11	21	20	16	11	21	20	16	11	21	20	16	11	21	19	16	11	20	18	15	10	
	525	kW	1.26	1.29	1.33	1.36	1.35	1.38	1.42	1.46	1.43	1.46	1.50	1.55	1.50	1.53	1.58	1.63	1.56	1.59	1.64	1.69	1.61	1.64	1.69	1.75	
		/anos	10.8	10.9	11.1	11.2	11.2	11.3	11.4	11.6	11.6	11.7	11.8	12.0	11.9	12.0	12.2	12.4	12.2	12.4	12.6	12.8	12.6	12.7	12.9	13.1	
		Hi PR	211	227	240	250	237	255	269	281	270	290	306	320	307	331	349	364	346	372	393	410	382	411	434	453	
	675	Lo PR	108	114	125	133	114	121	132	141	118	126	137	146	124	132	144	153	130	138	151	161	134	143	156	166	
		MBh	17.6	18.1	19.6	21.1	17.2	17.7	19.2	20.6	16.8	17.3	18.7	20.1	16.4	16.9	18.3	19.6	15.6	16.0	17.3	18.6	14.4	14.8	16.1	17.2	
		S/T	0.81	0.72	0.55	0.35	0.84	0.75	0.57	0.37	0.86	0.77	0.58	0.37	0.89	0.79	0.60	0.39	0.92	0.82	0.62	0.40	0.93	0.83	0.63	0.40	
600	Δ T	22	20	16	11	22	20	17	12	22	20	17	12	22	21	17	12	22	20	17	11	21	19	15	11		
	kW	1.26	1.28	1.32	1.35	1.34	1.37	1.41	1.45	1.42	1.45	1.49	1.54	1.49	1.52	1.57	1.61	1.55	1.58	1.63	1.68	1.60	1.63	1.68	1.73		
	/anos	10.8	10.9	11.0	11.2	11.1	11.2	11.4	11.6	11.5	11.6	11.8	12.0	11.8	12.0	12.1	12.4	12.2	12.3	12.5	12.7	12.5	12.6	12.9	13.1		
525	Hi PR	209	225	238	248	235	253	267	278	267	287	303	316	304	327	346	360	342	368	389	406	378	407	430	448		
	Lo PR	106	113	124	132	112	120	131	139	117	124	136	145	123	131	143	152	129	137	149	159	133	142	155	165		
	MBh	16.3	16.7	18.1	19.4	15.9	16.3	17.7	19.0	15.5	16.0	17.3	18.5	15.1	15.6	16.8	18.1	14.4	14.8	16.0	17.2	13.3	13.7	14.8	15.9		
675	S/T	0.78	0.70	0.53	0.34	0.81	0.72	0.55	0.35	0.83	0.74	0.56	0.36	0.86	0.77	0.58	0.37	0.89	0.79	0.60	0.39	0.90	0.80	0.61	0.39		
	Δ T	22	20	17	12	22	21	17	12	23	21	17	12	23	21	17	12	22	21	17	12	21	19	16	11		
	kW	1.23	1.25	1.29	1.32	1.31	1.34	1.38	1.42	1.39	1.42	1.46	1.50	1.45	1.48	1.53	1.58	1.51	1.54	1.59	1.64	1.56	1.59	1.64	1.69		
525	/anos	10.7	10.8	10.9	11.1	11.0	11.1	11.3	11.4	11.4	11.5	11.7	11.8	11.7	11.8	12.0	12.2	12.0	12.2	12.3	12.6	12.3	12.5	12.7	12.9		
	Hi PR	203	218	231	241	228	245	259	270	259	279	294	307	295	317	335	350	332	357	377	393	367	395	417	435		
	Lo PR	103	110	120	128	109	116	127	135	113	121	132	140	119	127	138	147	125	133	145	154	129	137	150	160		

IDB: Entering Indoor Dry Bulb Temperature
 High and low pressures are measured at the liquid and suction service valves.
 Shaded area reflects ACCA (TVA) conditions
 kW = Total system power
 Amps = outdoor unit amps (comp.+fan)

PRODUCT SPECIFICATIONS

EXPANDED COOLING DATA — WAC4318AC* / CA*F1824*6** / WC*1824P4* (CONT.)

IDB	Airflow	Outdoor Ambient Temperature																									
		65°F				75°F				85°F				95°F				105°F				115°F					
		59	63	67	71	59	63	67	71	59	63	67	71	59	63	67	71	59	63	67	71	59	63	67	71		
80	675	MBh	18.46	18.86	20.15	21.54	18.03	18.42	19.68	21.04	17.60	17.98	19.21	20.54	17.17	17.55	18.75	20.04	16.31	16.67	17.81	19.04	15.11	15.44	16.50	17.63	
		S/T	0.93	0.87	0.71	0.53	0.96	0.90	0.74	0.55	1.00	0.93	0.76	0.56	1.00	0.96	0.78	0.58	1.00	1.00	0.81	0.60	1.00	1.00	0.82	0.61	
	600	Δ T	23	22	20	16	24	23	20	16	24	23	20	16	23	23	20	16	22	24	20	16	22	21	21	18	
		kW	1.27	1.30	1.34	1.38	1.36	1.39	1.43	1.47	1.44	1.47	1.52	1.56	1.51	1.54	1.59	1.64	1.57	1.60	1.65	1.71	1.62	1.66	1.71	1.76	
	525	/anos	10.9	11.0	11.1	11.3	11.2	11.3	11.5	11.7	11.6	11.7	11.9	12.1	11.9	12.1	12.3	12.5	12.3	12.4	12.6	12.8	12.6	12.8	13.0	13.2	
		Hi PR	213	230	243	253	240	258	272	284	272	293	310	323	310	334	353	368	349	376	397	414	386	415	438	457	
	85	675	Lo PR	109	116	126	134	115	122	133	142	119	127	139	148	125	133	145	155	131	140	152	162	136	144	158	168
			MBh	17.9	18.3	19.6	20.9	17.5	17.9	19.1	20.4	17.1	17.5	18.7	19.9	16.7	17.0	18.2	19.5	15.8	16.2	17.3	18.5	14.7	15.0	16.0	17.1
		600	S/T	0.89	0.83	0.68	0.51	0.92	0.86	0.70	0.52	0.94	0.88	0.72	0.54	0.97	0.91	0.74	0.56	1.00	0.95	0.77	0.58	1.00	0.96	0.78	0.58
			Δ T	24	23	20	16	25	24	21	16	25	24	21	16	25	24	21	17	24	24	20	16	22	22	19	15
		525	kW	1.26	1.29	1.33	1.37	1.35	1.38	1.42	1.46	1.43	1.46	1.50	1.55	1.50	1.53	1.58	1.63	1.56	1.59	1.64	1.69	1.61	1.64	1.69	1.75
			/anos	10.8	10.9	11.1	11.2	11.2	11.3	11.4	11.6	11.6	11.7	11.8	12.0	11.9	12.0	12.2	12.4	12.2	12.4	12.6	12.8	12.6	12.7	12.9	13.1
85		675	Hi PR	211	227	240	251	237	255	270	281	270	290	307	320	307	331	349	364	346	372	393	410	382	411	434	453
			Lo PR	108	114	125	133	114	121	132	141	118	126	137	146	124	132	144	153	130	138	151	161	134	143	156	166
		600	MBh	16.5	16.9	18.1	19.3	16.2	16.5	17.6	18.9	15.8	16.1	17.2	18.4	15.4	15.7	16.8	18.0	14.6	14.9	16.0	17.1	13.5	13.8	14.8	15.8
			S/T	0.86	0.80	0.65	0.49	0.89	0.83	0.68	0.51	0.91	0.85	0.69	0.52	0.94	0.88	0.72	0.54	0.97	0.91	0.74	0.56	0.98	0.92	0.75	0.56
		525	Δ T	25	24	21	17	25	24	21	17	25	24	21	17	25	24	21	17	25	24	21	17	23	22	19	16
			kW	1.24	1.26	1.30	1.33	1.32	1.35	1.39	1.43	1.40	1.43	1.47	1.51	1.47	1.50	1.54	1.59	1.52	1.55	1.60	1.65	1.57	1.60	1.65	1.71
	85	675	/anos	10.7	10.8	11.0	11.1	11.0	11.2	11.3	11.5	11.4	11.5	11.7	11.9	11.8	11.9	12.0	12.2	12.1	12.2	12.4	12.6	12.4	12.5	12.7	13.0
			Hi PR	205	221	233	243	230	248	261	273	262	282	297	310	298	321	339	353	335	361	381	397	370	399	421	439
		600	Lo PR	104	111	121	129	110	117	128	136	115	122	133	142	120	128	140	149	126	134	146	156	130	139	151	161
			MBh	18.78	19.15	20.05	21.39	18.34	18.70	19.58	20.89	17.91	18.25	19.12	20.40	17.47	17.81	18.65	19.90	16.60	16.92	17.72	18.90	15.37	15.67	16.41	17.51
		525	S/T	0.98	0.94	0.85	0.69	1.00	0.98	0.88	0.71	1.00	1.00	0.90	0.73	1.00	1.00	0.93	0.76	1.00	1.00	0.97	0.79	1.00	1.00	0.98	0.79
			Δ T	25	25	23	20	25	25	23	20	24	25	24	20	24	24	24	21	23	23	23	20	21	21	22	19
85		675	kW	1.28	1.31	1.35	1.39	1.37	1.40	1.44	1.49	1.45	1.48	1.53	1.57	1.52	1.55	1.60	1.65	1.58	1.62	1.67	1.72	1.63	1.67	1.72	1.78
			/anos	10.9	11.0	11.2	11.3	11.3	11.4	11.5	11.7	11.6	11.8	11.9	12.1	12.0	12.1	12.3	12.5	12.3	12.5	12.7	12.9	12.7	12.8	13.0	13.3
		600	Hi PR	216	232	245	256	242	260	275	287	275	296	313	326	313	337	356	371	353	379	401	418	390	419	443	462
			Lo PR	110	117	127	136	116	123	135	143	120	128	140	149	127	135	147	156	133	141	154	164	137	146	159	170
		525	MBh	18.2	18.6	19.5	20.8	17.8	18.2	19.0	20.3	17.4	17.7	18.6	19.8	17.0	17.3	18.1	19.3	16.1	16.4	17.2	18.4	14.9	15.2	15.9	17.0
			S/T	0.93	0.90	0.81	0.66	0.96	0.93	0.84	0.68	0.99	0.95	0.86	0.70	1.00	0.99	0.89	0.72	1.00	1.00	0.92	0.75	1.00	1.00	0.93	0.75
	85	675	Δ T	26	26	24	21	26	26	24	21	26	26	24	21	26	26	25	21	25	25	24	21	23	23	23	20
			kW	1.27	1.30	1.34	1.38	1.36	1.39	1.43	1.47	1.44	1.47	1.52	1.56	1.51	1.54	1.59	1.64	1.57	1.60	1.65	1.71	1.62	1.66	1.71	1.76
		600	/anos	10.9	11.0	11.1	11.3	11.2	11.3	11.5	11.7	11.6	11.7	11.9	12.1	11.9	12.1	12.3	12.5	12.3	12.4	12.6	12.8	12.6	12.8	13.0	13.2
			Hi PR	213	230	243	253	240	258	272	284	272	293	310	323	310	334	353	368	349	376	397	414	386	415	438	457
		525	Lo PR	109	116	126	134	115	122	133	142	119	127	139	148	125	133	145	155	131	140	152	162	136	144	158	168
			MBh	16.8	17.2	18.0	19.2	16.4	16.8	17.6	18.7	16.0	16.4	17.1	18.3	15.7	16.0	16.7	17.8	14.9	15.2	15.9	16.9	13.8	14.0	14.7	15.7
85		675	S/T	0.90	0.87	0.78	0.63	0.93	0.90	0.81	0.66	0.95	0.92	0.83	0.67	0.98	0.95	0.86	0.70	1.00	0.99	0.89	0.72	1.00	0.99	0.90	0.73
			Δ T	26	26	25	21	27	26	25	22	27	26	25	22	27	27	25	22	26	26	25	21	24	24	23	20
		600	kW	1.25	1.27	1.31	1.34	1.33	1.36	1.40	1.44	1.41	1.44	1.48	1.53	1.48	1.51	1.55	1.60	1.53	1.57	1.61	1.66	1.58	1.62	1.67	1.72
			/anos	10.8	10.9	11.0	11.2	11.1	11.2	11.3	11.5	11.5	11.6	11.7	11.9	11.8	11.9	12.1	12.3	12.1	12.3	12.4	12.7	12.4	12.6	12.8	13.0
		525	Hi PR	207	223	235	245	232	250	264	275	264	284	300	313	301	324	342	357	339	364	385	401	374	403	425	443
			Lo PR	105	112	122	130	111	118	129	138	116	123	134	143	122	129	141	150	127	135	148	158	132	140	153	163

IDB: Entering Indoor Dry Bulb Temperature
 High and low pressures are measured at the liquid and suction service valves.
 Shaded area reflects AHR1 conditions
 Amps = outdoor unit amps (comp.+fan)
 kW = Total system power

EXPANDED COOLING DATA — WAC4324AB* / CA*F1824*6B* / WC*1824P4*

IDB	Airflow	Outdoor Ambient Temperature																								
		65°F				75°F				85°F				95°F				105°F				115°F				
		59	63	67	71	59	63	67	71	59	63	67	71	59	63	67	71	59	63	67	71	59	63	67	71	
70	700	MBh	21.1	21.8	23.9	-	20.6	21.3	23.4	-	20.1	20.8	22.8	-	19.6	20.3	22.3	-	18.6	19.3	21.1	-	17.3	17.9	19.6	-
		S/T	0.67	0.56	0.39	-	0.70	0.58	0.40	-	0.72	0.60	0.41	-	0.74	0.62	0.43	-	0.77	0.64	0.44	-	0.77	0.65	0.45	-
		ΔT	19	16	12	-	19	16	12	-	19	16	12	-	19	16	13	-	19	16	12	-	18	15	12	-
		kW	1.68	1.70	1.74	-	1.77	1.79	1.83	-	1.84	1.87	1.92	-	1.91	1.94	1.99	-	1.97	2.01	2.05	-	2.02	2.06	2.11	-
		/anos	5.7	5.8	6.0	-	6.1	6.3	6.5	-	6.7	6.8	7.1	-	7.1	7.3	7.5	-	7.6	7.8	8.0	-	8.0	8.2	8.5	-
	800	HiPR	209	225	237	-	234	252	266	-	267	287	303	-	304	327	345	-	342	368	388	-	377	406	429	-
		LoPR	100	107	116	-	106	113	123	-	110	117	128	-	116	123	134	-	121	129	141	-	125	133	146	-
		MBh	22.8	23.7	25.9	-	22.3	23.1	25.3	-	21.8	22.6	24.7	-	21.2	22.0	24.1	-	20.2	20.9	22.9	-	18.7	19.4	21.2	-
		S/T	0.70	0.58	0.40	-	0.72	0.61	0.42	-	0.74	0.62	0.43	-	0.77	0.64	0.44	-	0.80	0.66	0.46	-	0.80	0.67	0.46	-
		ΔT	18	16	12	-	19	16	12	-	19	16	12	-	19	16	12	-	18	16	12	-	17	15	11	-
900	kW	1.71	1.73	1.77	-	1.80	1.82	1.87	-	1.88	1.91	1.95	-	1.95	1.98	2.03	-	2.01	2.04	2.09	-	2.06	2.10	2.15	-	
	/anos	5.8	6.0	6.2	-	6.3	6.5	6.7	-	6.9	7.0	7.3	-	7.3	7.5	7.8	-	7.8	8.0	8.3	-	8.3	8.5	8.7	-	
	HiPR	215	232	245	-	242	260	275	-	275	296	312	-	313	337	356	-	352	379	400	-	389	419	442	-	
	LoPR	103	110	120	-	109	116	127	-	114	121	132	-	119	127	138	-	125	133	145	-	129	137	150	-	
	MBh	23.5	24.4	26.7	-	23.0	23.8	26.1	-	22.4	23.2	25.5	-	21.9	22.7	24.8	-	20.8	21.5	23.6	-	19.3	20.0	21.9	-	

75	700	MBh	21.4	22.1	23.9	25.6	20.9	21.6	23.3	25.0	20.4	21.0	22.8	24.4	19.9	20.5	22.2	23.8	18.9	19.5	21.1	22.7	17.5	18.1	19.6	21.0
		S/T	0.77	0.69	0.52	0.33	0.79	0.71	0.54	0.35	0.81	0.73	0.55	0.35	0.84	0.75	0.57	0.37	0.87	0.78	0.59	0.38	0.88	0.79	0.60	0.38
		ΔT	22	20	16	11	22	20	16	11	22	20	16	11	22	20	17	11	22	20	16	11	20	19	15	11
		kW	1.69	1.71	1.75	1.79	1.78	1.80	1.84	1.89	1.86	1.88	1.93	1.98	1.93	1.96	2.00	2.05	1.99	2.02	2.07	2.12	2.04	2.07	2.12	2.18
		/anos	5.7	5.9	6.1	6.3	6.2	6.3	6.6	6.8	6.7	6.9	7.1	7.4	7.2	7.4	7.6	7.9	7.7	7.8	8.1	8.4	8.1	8.3	8.6	8.9
	800	HiPR	211	227	240	250	237	255	269	281	269	290	306	319	307	330	348	363	345	371	392	409	381	410	433	452
		LoPR	101	108	118	125	107	114	124	132	111	118	129	138	117	124	136	145	122	130	142	151	127	135	147	157
		MBh	23.2	23.9	25.9	27.8	22.7	23.4	25.3	27.1	22.1	22.8	24.7	26.5	21.6	22.2	24.1	25.8	20.5	21.1	22.9	24.5	19.0	19.6	21.2	22.7
		S/T	0.79	0.71	0.54	0.35	0.82	0.74	0.56	0.36	0.84	0.76	0.57	0.37	0.87	0.78	0.59	0.38	0.90	0.81	0.61	0.39	0.91	0.82	0.62	0.40
		ΔT	21	20	16	11	21	20	16	11	21	20	16	11	22	20	16	11	21	20	16	11	20	18	15	10
900	kW	1.71	1.74	1.78	1.82	1.81	1.84	1.88	1.92	1.89	1.92	1.97	2.01	1.96	1.99	2.04	2.09	2.02	2.06	2.11	2.16	2.08	2.11	2.17	2.22	
	/anos	5.9	6.0	6.2	6.5	6.4	6.5	6.7	7.0	6.9	7.1	7.3	7.6	7.4	7.6	7.8	8.1	7.9	8.1	8.3	8.6	8.3	8.5	8.8	9.2	
	HiPR	218	234	247	258	244	263	277	289	278	299	315	329	316	340	359	375	356	383	404	422	393	423	447	466	
	LoPR	104	111	121	129	110	117	128	136	115	122	133	142	120	128	140	149	126	134	147	156	131	139	152	161	
	MBh	23.9	24.6	26.7	28.6	23.4	24.1	26.0	27.9	22.8	23.5	25.4	27.3	22.2	22.9	24.8	26.6	21.1	21.8	23.6	25.3	19.6	20.2	21.8	23.4	

IDB: Entering Indoor Dry Bulb Temperature
 High and low pressures are measured at the liquid and suction service valves.
 Shaded area reflects ACCA (TVA) conditions
 kW = Total system power
 Amps = outdoor unit amps (comp.+fan)

PRODUCT SPECIFICATIONS

EXPANDED COOLING DATA — WAC4324AB* / CA*F1824*6B* / WC*1824P4* (CONT.)

IDB	Airflow	Outdoor Ambient Temperature												Entering Indoor Wet Bulb Temperature													
		65°F				75°F				85°F				95°F				105°F				115°F					
		59	63	67	71	59	63	67	71	59	63	67	71	59	63	67	71	59	63	67	71	59	63	67	71		
80	700	MBh	21.8	22.3	23.8	25.5	21.3	21.8	23.3	24.9	20.8	21.3	22.7	24.3	20.3	20.7	22.2	23.7	19.3	19.7	21.0	22.5	17.9	18.2	19.5	20.8	
		S/T	0.84	0.79	0.64	0.48	0.87	0.82	0.67	0.50	0.89	0.84	0.68	0.51	0.92	0.86	0.70	0.53	0.96	0.90	0.73	0.55	0.97	0.91	0.74	0.55	
		Δ T	24	23	20	16	24	23	20	16	25	24	20	16	24	23	20	16	24	23	20	16	23	22	19	15	
	800	MBh	1.70	1.72	1.76	1.80	1.79	1.81	1.86	1.90	1.87	1.90	1.94	1.99	1.94	1.97	2.02	2.07	2.00	2.03	2.08	2.13	2.05	2.08	2.14	2.19	
		/anos	5.8	5.9	6.1	6.3	6.3	6.4	6.6	6.9	6.8	7.0	7.2	7.5	7.3	7.4	7.7	8.0	7.7	7.9	8.2	8.5	8.2	8.4	8.7	9.0	
		Hi PR	213	229	242	253	239	257	272	283	272	293	309	322	310	333	352	367	348	375	396	413	385	414	438	456	
	900	MBh	102	109	119	127	108	115	126	134	112	120	130	139	118	126	137	146	124	132	144	153	128	136	149	158	
		S/T	23.6	24.1	25.8	27.6	23.1	23.6	25.2	26.9	22.5	23.0	24.6	26.3	22.0	22.5	24.0	25.7	20.9	21.3	22.8	24.4	19.3	19.8	21.1	22.6	
		Δ T	0.87	0.82	0.67	0.50	0.90	0.85	0.69	0.52	0.93	0.87	0.71	0.53	0.96	0.90	0.73	0.55	0.99	0.93	0.76	0.57	1.00	0.94	0.76	0.57	
	85	700	MBh	22.2	22.6	23.7	25.3	21.7	22.1	23.1	24.7	21.2	21.6	22.6	24.1	20.6	21.0	22.0	23.5	19.6	20.0	20.9	22.3	18.2	18.5	19.4	20.7
			S/T	0.88	0.85	0.77	0.62	0.91	0.88	0.80	0.65	0.94	0.90	0.82	0.66	0.97	0.93	0.84	0.68	1.00	0.97	0.87	0.71	1.00	0.98	0.88	0.71
			Δ T	26	25	24	21	26	26	24	21	26	26	24	21	26	26	24	21	26	25	24	21	24	24	22	19
800		MBh	1.70	1.73	1.77	1.81	1.80	1.82	1.87	1.91	1.88	1.91	1.95	2.00	1.95	1.98	2.03	2.08	2.01	2.04	2.09	2.15	2.06	2.10	2.15	2.21	
		/anos	5.8	6.0	6.2	6.4	6.3	6.5	6.7	6.9	6.9	7.0	7.3	7.5	7.3	7.5	7.8	8.0	7.8	8.0	8.3	8.6	8.3	8.5	8.7	9.1	
		Hi PR	215	232	245	255	242	260	274	286	275	296	312	326	313	337	356	371	352	379	400	417	389	419	442	461	
900		MBh	103	110	120	128	109	116	127	135	113	121	132	140	119	127	138	147	125	133	145	155	129	137	150	160	
		S/T	24.0	24.5	25.7	27.4	23.5	23.9	25.1	26.8	22.9	23.4	24.5	26.1	22.4	22.8	23.9	25.5	21.2	21.7	22.7	24.2	19.7	20.1	21.0	22.4	
		Δ T	0.91	0.88	0.80	0.65	0.95	0.91	0.82	0.67	0.97	0.94	0.85	0.69	1.00	0.97	0.87	0.71	1.00	1.00	0.91	0.74	1.00	1.00	0.91	0.74	
85		700	MBh	25.5	25.5	26.3	28.0	25.0	25.0	25.8	27.5	24.5	24.5	25.3	27.0	24.0	24.0	24.8	26.5	23.5	23.5	24.3	26.0	23.0	23.0	23.8	25.5
			S/T	0.87	0.82	0.67	0.50	0.90	0.85	0.69	0.52	0.93	0.87	0.71	0.53	0.96	0.90	0.73	0.55	0.99	0.93	0.76	0.57	1.00	0.94	0.76	0.57
			Δ T	24	23	20	16	24	23	20	16	24	23	20	16	24	23	20	16	24	23	20	16	22	21	19	15
	800	MBh	1.72	1.75	1.79	1.83	1.82	1.85	1.89	1.93	1.90	1.93	1.98	2.03	1.97	2.01	2.06	2.11	2.04	2.07	2.12	2.18	2.09	2.13	2.18	2.24	
		/anos	5.9	6.1	6.3	6.5	6.4	6.6	6.8	7.1	7.0	7.2	7.4	7.7	7.5	7.6	7.9	8.2	7.9	8.1	8.4	8.7	8.4	8.6	8.9	9.3	
		Hi PR	220	236	250	260	247	265	280	292	280	302	319	332	319	344	363	379	359	387	408	426	397	427	451	470	
	900	MBh	105	112	123	130	111	119	129	138	116	123	135	143	122	129	141	150	127	136	148	158	132	140	153	163	
		S/T	24.3	24.9	26.6	28.4	23.8	24.3	26.0	27.7	23.2	23.7	25.3	27.1	22.6	23.1	24.7	26.4	21.5	22.0	23.5	25.1	19.9	20.4	21.8	23.3	
		Δ T	0.91	0.86	0.70	0.52	0.95	0.89	0.72	0.54	1.00	0.91	0.74	0.55	1.00	0.94	0.77	0.57	1.00	1.00	0.79	0.59	1.00	1.00	0.80	0.60	
	85	700	MBh	22.2	22.6	23.7	25.3	21.7	22.1	23.1	24.7	21.2	21.6	22.6	24.1	20.6	21.0	22.0	23.5	19.6	20.0	20.9	22.3	18.2	18.5	19.4	20.7
			S/T	0.88	0.85	0.77	0.62	0.91	0.88	0.80	0.65	0.94	0.90	0.82	0.66	0.97	0.93	0.84	0.68	1.00	0.97	0.87	0.71	1.00	0.98	0.88	0.71
			Δ T	26	25	24	21	26	26	24	21	26	26	24	21	26	26	24	21	26	25	24	21	24	24	22	19
800		MBh	1.70	1.73	1.77	1.81	1.80	1.82	1.87	1.91	1.88	1.91	1.95	2.00	1.95	1.98	2.03	2.08	2.01	2.04	2.09	2.15	2.06	2.10	2.15	2.21	
		/anos	5.8	6.0	6.2	6.4	6.3	6.5	6.7	6.9	6.9	7.0	7.3	7.5	7.3	7.5	7.8	8.0	7.8	8.0	8.3	8.6	8.3	8.5	8.7	9.1	
		Hi PR	215	232	245	255	242	260	274	286	275	296	312	326	313	337	356	371	352	379	400	417	389	419	442	461	
900		MBh	103	110	120	128	109	116	127	135	113	121	132	140	119	127	138	147	125	133	145	155	129	137	150	160	
		S/T	24.0	24.5	25.7	27.4	23.5	23.9	25.1	26.8	22.9	23.4	24.5	26.1	22.4	22.8	23.9	25.5	21.2	21.7	22.7	24.2	19.7	20.1	21.0	22.4	
		Δ T	0.91	0.88	0.80	0.65	0.95	0.91	0.82	0.67	0.97	0.94	0.85	0.69	1.00	0.97	0.87	0.71	1.00	1.00	0.91	0.74	1.00	1.00	0.91	0.74	
85		700	MBh	25.5	25.5	26.3	28.0	25.0	25.0	25.8	27.5	24.5	24.5	25.3	27.0	24.0	24.0	24.8	26.5	23.5	23.5	24.3	26.0	23.0	23.0	23.8	25.5
			S/T	0.87	0.82	0.67	0.50	0.90	0.85	0.69	0.52	0.93	0.87	0.71	0.53	0.96	0.90	0.73	0.55	0.99	0.93	0.76	0.57	1.00	0.94	0.76	0.57
			Δ T	24	23	20	16	24	23	20	16	24	23	20	16	24	23	20	16	24	23	20	16	22	21	19	15
	800	MBh	1.72	1.75	1.79	1.83	1.82	1.85	1.89	1.93	1.90	1.93	1.98	2.03	1.97	2.01	2.06	2.11	2.04	2.07	2.12	2.18	2.09	2.13	2.18	2.24	
		/anos	5.9	6.1	6.3	6.5	6.4	6.6	6.8	7.1	7.0	7.2	7.4	7.7	7.5	7.6	7.9	8.2	7.9	8.1	8.4	8.7	8.4	8.6	8.9	9.3	
		Hi PR	220	236	250	260	247	265	280	292	280	302	319	332	319	344	363	379	359	387	408	426	397	427	451	470	
	900	MBh	105	112	123	130	111	119	129	138	116	123	135	143	122	129	141	150	127	136	148	158	132	140	153	163	
		S/T	24.3	24.9	26.6	28.4	23.8	24.3	26.0	27.7	23.2	23.7	25.3	27.1	22.6	23.1	24.7	26.4	21.5	22.0	23.5	25.1	19.9	20.4	21.8	23.3	
		Δ T	0.91	0.86	0.70	0.52	0.95	0.89	0.72	0.54	1.00	0.91	0.74	0.55	1.00	0.94	0.77	0.57	1.00	1.00	0.79	0.59	1.00	1.00	0.80	0.60	
	85	700	MBh	22.2	22.6	23.7	25.3	21.7	22.1	23.1	24.7	21.2	21.6	22.6	24.1	20.6	21.0	22.0	23.5	19.6	20.0	20.9	22.3	18.2	18.5	19.4	20.7
			S/T	0.88	0.85	0.77	0.62	0.91	0.88	0.80	0.65	0.94	0.90	0.82	0.66	0.97	0.93	0.84	0.68	1.00	0.97	0.87	0.71	1.00	0.98	0.88	0.71
			Δ T	26	25	24	21	26	26	24	21	26	26	24	21	26	26	24	21	26	25	24	21	24	24	22	19
800		MBh	1.70	1.73	1.77	1.81	1.80	1.82	1.87	1.91	1.88	1.91	1.95	2.00	1.95	1.98	2.03	2.08	2.01	2.04	2.09	2.15	2.06	2.10	2.15	2.21	
		/anos	5.8	6.0	6.2	6.4	6.3	6.5	6.7	6.9	6.9	7.0	7.3	7.5	7.3	7.5	7.8	8.0	7.8	8.0	8.3	8.6	8.3	8.5	8.7	9.1	
		Hi PR	215	232	245	255	242	260	274	286	275	296	312	326	313	337	356	371	352	379	400	417	389	419	442	461	
900		MBh	103	110	120	128	109	116	127	135	113	121	132	140	119	127	138	147	125	133	145	155	129	137	150	160	
		S/T	24.0	2																							

EXPANDED COOLING DATA — WAC4330AB* / CA*F3030*6B* / WC*3030P4*

IDB	Airflow	Outdoor Ambient Temperature																								
		65°F				75°F				85°F				95°F				105°F				115°F				
		59	63	67	71	59	63	67	71	59	63	67	71	59	63	67	71	59	63	67	71	59	63	67	71	
70	875	MBh	24.9	25.8	28.3	-	24.4	25.2	27.7	-	23.8	24.6	27.0	-	23.2	24.0	26.3	-	22.0	22.8	25.0	-	20.4	21.2	23.2	-
		S/T	0.69	0.58	0.40	-	0.72	0.60	0.42	-	0.74	0.61	0.43	-	0.76	0.63	0.44	-	0.79	0.66	0.46	-	0.80	0.66	0.46	-
	ΔT	18	16	12	-	18	16	12	-	18	16	12	-	19	16	12	-	18	16	12	-	17	15	11	-	
	kW	1.94	1.98	2.03	-	2.08	2.12	2.18	-	2.20	2.25	2.32	-	2.31	2.36	2.43	-	2.40	2.45	2.53	-	2.48	2.54	2.62	-	
	Amps	6.8	7.0	7.2	-	7.4	7.6	7.8	-	8.0	8.2	8.5	-	8.6	8.8	9.1	-	9.1	9.3	9.7	-	9.7	9.9	10.2	-	
	HiPR	228	245	259	-	256	275	291	-	291	313	331	-	332	357	377	-	373	401	424	-	412	443	468	-	
	LoPR	102	109	119	-	108	115	125	-	112	119	130	-	118	125	137	-	124	131	143	-	128	136	148	-	
	MBh	27.0	28.0	30.7	-	26.4	27.4	30.0	-	25.8	26.7	29.3	-	25.1	26.1	28.5	-	23.9	24.7	27.1	-	22.1	22.9	25.1	-	
	S/T	0.72	0.60	0.42	-	0.74	0.62	0.43	-	0.76	0.64	0.44	-	0.79	0.66	0.46	-	0.82	0.68	0.47	-	0.82	0.69	0.48	-	
	ΔT	18	15	12	-	18	16	12	-	18	16	12	-	18	16	12	-	18	16	12	-	17	15	11	-	
kW	1.98	2.02	2.08	-	2.13	2.17	2.24	-	2.25	2.30	2.37	-	2.37	2.42	2.49	-	2.46	2.51	2.59	-	2.54	2.60	2.68	-		
Amps	7.0	7.2	7.4	-	7.6	7.8	8.0	-	8.2	8.4	8.7	-	8.8	9.0	9.3	-	9.4	9.6	9.9	-	9.9	10.2	10.5	-		
HiPR	235	253	267	-	264	284	300	-	300	323	341	-	342	368	388	-	384	414	437	-	425	457	483	-		
LoPR	105	112	122	-	111	118	129	-	116	123	134	-	122	129	141	-	127	135	148	-	132	140	153	-		
MBh	27.8	28.8	31.6	-	27.2	28.2	30.9	-	26.5	27.5	30.1	-	25.9	26.8	29.4	-	24.6	25.5	27.9	-	22.8	23.6	25.9	-		
S/T	0.75	0.63	0.44	-	0.78	0.65	0.45	-	0.80	0.67	0.46	-	0.83	0.69	0.48	-	0.86	0.72	0.50	-	0.86	0.72	0.50	-		
ΔT	17	15	11	-	17	15	11	-	17	15	11	-	17	15	11	-	17	15	11	-	16	14	11	-		
kW	2.00	2.04	2.10	-	2.14	2.19	2.25	-	2.27	2.32	2.39	-	2.39	2.44	2.51	-	2.48	2.53	2.62	-	2.56	2.62	2.70	-		
Amps	7.1	7.2	7.5	-	7.7	7.8	8.1	-	8.3	8.5	8.8	-	8.9	9.1	9.4	-	9.5	9.7	10.0	-	10.0	10.3	10.6	-		
HiPR	237	256	270	-	266	287	303	-	303	326	344	-	345	371	392	-	388	418	441	-	429	462	488	-		
LoPR	106	113	124	-	112	120	131	-	117	124	136	-	123	131	143	-	129	137	149	-	133	142	155	-		

75	875	MBh	25.4	26.1	28.3	30.3	24.8	25.5	27.6	29.6	24.2	24.9	26.9	28.9	23.6	24.3	26.3	28.2	22.4	23.1	25.0	26.8	20.8	21.4	23.1	24.8
		S/T	0.79	0.70	0.53	0.34	0.82	0.73	0.55	0.36	0.84	0.75	0.57	0.36	0.86	0.77	0.58	0.38	0.90	0.80	0.61	0.39	0.90	0.81	0.61	0.39
	ΔT	21	19	16	11	21	20	16	11	21	20	16	11	21	20	16	11	21	19	16	11	20	18	15	10	
	kW	1.95	1.99	2.05	2.11	2.09	2.14	2.20	2.27	2.22	2.26	2.33	2.41	2.33	2.38	2.45	2.53	2.42	2.47	2.55	2.63	2.50	2.56	2.64	2.72	
	Amps	6.9	7.1	7.3	7.6	7.4	7.6	7.9	8.2	8.1	8.3	8.6	8.9	8.6	8.9	9.2	9.5	9.2	9.4	9.7	10.1	9.7	10.0	10.3	10.7	
	HiPR	230	248	262	273	259	278	294	306	294	316	334	349	335	360	381	397	377	405	428	447	416	448	473	493	
	LoPR	103	110	120	128	109	116	127	135	113	121	132	140	119	127	138	147	125	133	145	154	129	137	150	160	
	MBh	27.5	28.3	30.6	32.9	26.8	27.6	29.9	32.1	26.2	27.0	29.2	31.3	25.6	26.3	28.5	30.6	24.3	25.0	27.1	29.0	22.5	23.2	25.1	26.9	
	S/T	0.82	0.73	0.55	0.36	0.85	0.76	0.57	0.37	0.87	0.78	0.59	0.38	0.90	0.80	0.61	0.39	0.93	0.83	0.63	0.40	0.94	0.84	0.63	0.41	
	ΔT	21	19	16	11	21	19	16	11	21	19	16	11	21	19	16	11	21	19	16	11	19	18	15	10	
kW	2.00	2.04	2.10	2.16	2.14	2.19	2.25	2.32	2.27	2.32	2.39	2.47	2.39	2.44	2.51	2.59	2.48	2.53	2.62	2.70	2.57	2.62	2.70	2.79		
Amps	7.1	7.2	7.5	7.8	7.7	7.8	8.1	8.4	8.3	8.5	8.8	9.1	8.9	9.1	9.4	9.8	9.5	9.7	10.0	10.4	10.0	10.3	10.6	11.0		
HiPR	238	256	270	282	267	287	303	316	303	326	344	359	345	372	392	409	388	418	441	460	429	462	488	509		
LoPR	106	113	124	132	112	120	131	139	117	124	136	145	123	131	143	152	129	137	149	159	133	142	155	165		
MBh	28.3	29.1	31.5	33.9	27.6	28.5	30.8	33.1	27.0	27.8	30.1	32.3	26.3	27.1	29.3	31.5	25.0	25.8	27.9	29.9	23.2	23.9	25.8	27.7		
S/T	0.86	0.77	0.58	0.37	0.89	0.79	0.60	0.39	0.91	0.81	0.62	0.40	0.94	0.84	0.64	0.41	0.97	0.87	0.66	0.42	0.98	0.88	0.67	0.43		
ΔT	20	18	15	10	20	18	15	10	20	18	15	10	20	19	15	11	20	18	15	10	19	17	14	10		
kW	2.01	2.05	2.11	2.18	2.16	2.20	2.27	2.34	2.29	2.34	2.41	2.49	2.40	2.46	2.53	2.61	2.50	2.56	2.64	2.72	2.59	2.64	2.73	2.82		
Amps	7.1	7.3	7.6	7.8	7.7	7.9	8.2	8.5	8.4	8.6	8.9	9.2	9.0	9.2	9.5	9.9	9.6	9.8	10.1	10.5	10.1	10.4	10.7	11.1		
HiPR	240	258	273	284	269	290	306	319	306	329	348	363	349	375	396	413	392	422	446	465	433	466	493	514		
LoPR	107	114	125	133	114	121	132	140	118	126	137	146	124	132	144	153	130	138	151	161	134	143	156	166		

IDB: Entering Indoor Dry Bulb Temperature
 High and low pressures are measured at the liquid and suction service valves.
 Shaded area reflects ACCA (TVA) conditions
 Amps = outdoor unit amps (comp.+fan)
 kW = Total system power

PRODUCT SPECIFICATIONS

EXPANDED COOLING DATA — WAC4330AB* / CA*F3030*6B* / WC*3030P4* (CONT.)

IDB	Airflow	Outdoor Ambient Temperature																							
		65°F				75°F				85°F				95°F				105°F				115°F			
		59	63	67	71	59	63	67	71	59	63	67	71	59	63	67	71	59	63	67	71	59	63	67	71
80	MBh	25.8	26.4	28.2	30.1	25.2	25.8	27.5	29.4	24.6	25.1	26.9	28.7	24.0	24.5	26.2	28.0	22.8	23.3	24.9	26.6	21.1	21.6	23.1	24.7
		S/T	0.86	0.81	0.66	0.49	0.90	0.84	0.68	0.51	0.92	0.86	0.70	0.52	0.95	0.89	0.72	0.54	0.98	0.92	0.75	0.56	0.99	0.93	0.76
	ΔT	23	22	20	16	24	23	20	16	24	23	20	16	24	23	20	16	24	23	20	16	22	21	18	15
		kW	1.97	2.01	2.07	2.13	2.11	2.15	2.22	2.29	2.24	2.28	2.35	2.43	2.35	2.40	2.47	2.55	2.44	2.49	2.57	2.66	2.52	2.58	2.66
	Amps	7.0	7.1	7.3	7.6	7.5	7.7	7.9	8.2	8.2	8.4	8.6	9.0	8.7	8.9	9.2	9.6	9.3	9.5	9.8	10.2	9.8	10.1	10.4	10.8
		Hi PR	233	250	264	276	261	281	297	310	297	320	338	352	338	364	384	401	381	410	432	451	420	452	478
	Lo PR	104	111	121	129	110	117	128	136	114	122	133	142	120	128	140	149	126	134	146	156	130	139	151	161
		MBh	28.0	28.6	30.5	32.6	27.3	27.9	29.8	31.9	26.7	27.2	29.1	31.1	26.0	26.6	28.4	30.4	24.7	25.3	27.0	28.8	22.9	23.4	25.0
	S/T	0.90	0.84	0.68	0.51	0.93	0.87	0.71	0.53	0.95	0.89	0.73	0.54	0.98	0.92	0.75	0.56	1.00	0.96	0.78	0.58	1.00	0.96	0.78	0.59
		ΔT	23	22	19	15	23	22	19	16	23	22	19	16	23	23	20	16	23	22	19	15	21	21	18
	kW	2.01	2.05	2.12	2.18	2.16	2.20	2.27	2.34	2.29	2.34	2.41	2.49	2.40	2.46	2.53	2.61	2.50	2.56	2.64	2.72	2.59	2.64	2.73	2.82
		Amps	7.1	7.3	7.6	7.8	7.7	7.9	8.2	8.5	8.4	8.6	8.9	9.2	9.0	9.2	9.5	9.9	9.6	9.8	10.1	10.5	10.1	10.4	10.7
Hi PR	240	258	273	284	269	290	306	319	306	330	348	363	349	375	396	413	392	422	446	465	433	466	493	514	
	Lo PR	107	114	125	133	114	121	132	140	118	126	137	146	124	132	144	153	130	138	151	161	134	143	156	166
MBh	28.8	29.4	31.4	33.6	28.1	28.7	30.7	32.8	27.5	28.1	30.0	32.1	26.8	27.4	29.3	31.3	25.5	26.0	27.8	29.7	23.6	24.1	25.7	27.5	
	S/T	0.94	0.88	0.72	0.54	1.00	0.91	0.74	0.56	1.00	0.94	0.76	0.57	1.00	0.97	0.79	0.59	1.00	1.00	0.82	0.61	1.00	1.00	0.82	0.62
ΔT	22	21	18	15	23	22	19	15	22	21	19	15	22	22	19	15	21	21	19	15	19	20	17	14	
	kW	2.03	2.07	2.13	2.20	2.18	2.22	2.29	2.36	2.31	2.36	2.43	2.51	2.42	2.48	2.55	2.64	2.52	2.58	2.66	2.74	2.61	2.66	2.75	2.84
Amps	7.2	7.4	7.6	7.9	7.8	8.0	8.2	8.6	8.5	8.7	9.0	9.3	9.1	9.3	9.6	10.0	9.6	9.9	10.2	10.6	10.2	10.5	10.8	11.2	
	Hi PR	242	261	275	287	272	293	309	322	309	333	351	367	352	379	400	417	396	426	450	470	438	471	498	519
Lo PR	109	116	126	134	115	122	133	142	119	127	138	147	125	133	145	155	131	140	152	162	136	144	158	168	

85	MBh	26.3	26.8	28.0	29.9	25.7	26.1	27.4	29.2	25.0	25.5	26.7	28.5	24.4	24.9	26.1	27.8	23.2	23.7	24.8	26.4	21.5	21.9	23.0	24.5
		S/T	0.91	0.87	0.79	0.64	0.94	0.91	0.82	0.66	0.96	0.93	0.84	0.68	0.99	0.96	0.86	0.70	1.00	0.99	0.90	0.73	1.00	1.00	0.91
	ΔT	25	25	23	20	25	25	24	20	25	25	24	20	25	25	24	21	24	25	23	20	23	23	22	19
		kW	1.98	2.02	2.08	2.15	2.13	2.17	2.24	2.31	2.25	2.30	2.37	2.45	2.37	2.42	2.49	2.57	2.46	2.51	2.59	2.68	2.54	2.60	2.68
	Amps	7.0	7.2	7.4	7.7	7.6	7.8	8.0	8.3	8.2	8.4	8.7	9.0	8.8	9.0	9.3	9.7	9.4	9.6	9.9	10.3	9.9	10.2	10.5	10.9
		Hi PR	235	253	267	279	264	284	300	313	300	323	341	356	342	368	388	405	384	414	437	456	425	457	483
	Lo PR	105	112	122	130	111	118	129	138	116	123	134	143	121	129	141	150	127	135	148	157	132	140	153	163
		MBh	28.5	29.0	30.4	32.4	27.8	28.3	29.7	31.7	27.1	27.7	29.0	30.9	26.5	27.0	28.3	30.1	25.1	25.6	26.8	28.6	23.3	23.7	24.9
	S/T	0.94	0.91	0.82	0.66	0.97	0.94	0.85	0.69	1.00	0.96	0.87	0.71	1.00	0.99	0.90	0.73	1.00	1.00	0.93	0.76	1.00	1.00	0.94	0.76
		ΔT	25	24	23	20	25	24	23	20	24	24	23	20	24	25	23	20	23	24	23	20	21	22	21
	kW	2.03	2.07	2.13	2.20	2.18	2.22	2.29	2.36	2.31	2.36	2.43	2.51	2.42	2.48	2.55	2.64	2.52	2.58	2.66	2.74	2.61	2.66	2.75	2.84
		Amps	7.2	7.4	7.6	7.9	7.8	8.0	8.2	8.6	8.5	8.7	9.0	9.3	9.1	9.3	9.6	10.0	9.6	9.9	10.2	10.6	10.2	10.5	10.8
Hi PR	242	261	275	287	272	293	309	322	309	333	351	367	352	379	400	417	396	426	450	470	438	471	498	519	
	Lo PR	109	116	126	134	115	122	133	142	119	127	138	147	125	133	145	155	131	140	152	162	136	144	158	168
MBh	29.3	29.9	31.3	33.4	28.6	29.2	30.6	32.6	27.9	28.5	29.8	31.8	27.3	27.8	29.1	31.1	25.9	26.4	27.7	29.5	24.0	24.5	25.6	27.3	
	S/T	0.98	0.95	0.86	0.70	1.00	0.98	0.89	0.72	1.00	1.00	0.91	0.74	1.00	1.00	0.94	0.76	1.00	1.00	0.98	0.79	1.00	1.00	0.98	0.80
ΔT	24	23	22	19	23	23	22	19	23	23	22	19	22	23	22	19	21	22	22	19	20	20	21	18	
	kW	2.04	2.08	2.15	2.21	2.19	2.24	2.31	2.38	2.33	2.37	2.45	2.53	2.44	2.49	2.57	2.66	2.54	2.60	2.68	2.77	2.63	2.69	2.77	2.86
Amps	7.3	7.4	7.7	8.0	7.9	8.1	8.3	8.6	8.5	8.8	9.0	9.4	9.1	9.4	9.7	10.0	9.7	10.0	10.3	10.7	10.3	10.6	10.9	11.3	
	Hi PR	245	263	278	290	275	296	312	326	312	336	355	370	356	383	404	422	400	431	455	474	442	476	503	524
Lo PR	110	117	127	136	116	123	135	143	120	128	140	149	126	135	147	156	133	141	154	164	137	146	159	170	

IDB: Entering Indoor Dry Bulb Temperature
 High and low pressures are measured at the liquid and suction service valves.
 Shaded area reflects AHR1 conditions
 Amps = outdoor unit amps (comp.+fan)
 kW = Total system power

EXPANDED COOLING DATA — WAC4336AB* / CA*F3036*6C* / WC*3036P4*

IDB	Airflow	Outdoor Ambient Temperature																								
		65°F				75°F				85°F				95°F				105°F				115°F				
		59	63	67	71	59	63	67	71	59	63	67	71	59	63	67	71	59	63	67	71	59	63	67	71	
70	1350	MBh	34.3	35.5	38.9	-	33.5	34.7	38.0	-	32.7	33.9	37.1	-	31.9	33.1	36.2	-	30.3	31.4	34.4	-	28.1	29.1	31.9	-
		S/T	0.72	0.60	0.42	-	0.75	0.63	0.43	-	0.77	0.64	0.44	-	0.79	0.66	0.46	-	0.82	0.69	0.48	-	0.83	0.69	0.48	-
		ΔT	17	15	11	-	17	15	11	-	17	15	11	-	17	15	11	-	17	15	11	-	16	14	10	-
		kW	2.45	2.50	2.58	-	2.63	2.69	2.77	-	2.79	2.85	2.94	-	2.94	3.00	3.09	-	3.06	3.12	3.22	-	3.16	3.23	3.33	-
		Amps	8.8	9.0	9.3	-	9.6	9.8	10.1	-	10.4	10.7	11.0	-	11.1	11.4	11.8	-	11.9	12.2	12.6	-	12.6	12.9	13.4	-
		Hi PR	234	252	266	-	262	282	298	-	298	321	339	-	340	366	386	-	382	411	434	-	422	454	480	-
	Lo PR	106	112	123	-	112	119	130	-	116	123	135	-	122	130	142	-	128	136	148	-	132	141	153	-	
	1200	MBh	33.3	34.5	37.8	-	32.5	33.7	36.9	-	31.7	32.9	36.1	-	31.0	32.1	35.2	-	29.4	30.5	33.4	-	27.3	28.3	31.0	-
		S/T	0.69	0.58	0.40	-	0.71	0.60	0.41	-	0.73	0.61	0.42	-	0.76	0.63	0.44	-	0.79	0.66	0.45	-	0.79	0.66	0.46	-
		ΔT	18	15	12	-	18	15	12	-	18	15	12	-	18	15	12	-	18	15	12	-	17	14	11	-
		kW	2.43	2.48	2.56	-	2.61	2.67	2.75	-	2.77	2.83	2.92	-	2.91	2.97	3.07	-	3.03	3.10	3.20	-	3.13	3.20	3.31	-
		Amps	8.7	9.0	9.3	-	9.5	9.7	10.0	-	10.3	10.6	10.9	-	11.0	11.3	11.7	-	11.8	12.1	12.5	-	12.5	12.8	13.2	-
Hi PR		231	249	263	-	260	279	295	-	295	318	336	-	336	362	382	-	378	407	430	-	418	450	475	-	
Lo PR	105	111	122	-	111	118	128	-	115	122	133	-	121	128	140	-	126	135	147	-	131	139	152	-		
1050	MBh	30.7	31.9	34.9	-	30.0	31.1	34.1	-	29.3	30.4	33.3	-	28.6	29.6	32.5	-	27.2	28.2	30.8	-	25.2	26.1	28.6	-	
	S/T	0.67	0.56	0.38	-	0.69	0.58	0.40	-	0.71	0.59	0.41	-	0.73	0.61	0.42	-	0.76	0.63	0.44	-	0.76	0.64	0.44	-	
	ΔT	18	15	12	-	18	16	12	-	18	16	12	-	18	16	12	-	18	16	12	-	17	15	11	-	
	kW	2.38	2.43	2.50	-	2.55	2.61	2.69	-	2.71	2.76	2.85	-	2.84	2.90	2.99	-	2.96	3.02	3.12	-	3.06	3.12	3.22	-	
	Amps	8.5	8.7	9.0	-	9.2	9.4	9.7	-	10.0	10.3	10.6	-	10.7	11.0	11.4	-	11.4	11.7	12.1	-	12.1	12.4	12.9	-	
	Hi PR	224	242	255	-	252	271	286	-	286	308	326	-	326	351	371	-	367	395	417	-	406	436	461	-	
Lo PR	101	108	118	-	107	114	125	-	111	119	129	-	117	125	136	-	123	130	142	-	127	135	147	-		

75	1350	MBh	34.9	35.9	38.9	41.7	34.1	35.1	38.0	40.7	33.3	34.2	37.1	39.8	32.4	33.4	36.2	38.8	30.8	31.7	34.4	36.9	28.6	29.4	31.8	34.2
		S/T	0.82	0.74	0.56	0.36	0.85	0.76	0.58	0.37	0.87	0.78	0.59	0.38	0.90	0.81	0.61	0.39	0.94	0.84	0.63	0.41	0.94	0.84	0.64	0.41
		ΔT	20	18	15	10	20	18	15	10	20	18	15	10	20	18	15	10	20	18	15	10	18	17	14	10
		kW	2.47	2.52	2.60	2.68	2.66	2.71	2.79	2.88	2.82	2.88	2.97	3.06	2.96	3.02	3.12	3.22	3.08	3.15	3.25	3.36	3.19	3.26	3.36	3.47
		Amps	8.9	9.1	9.4	9.8	9.6	9.9	10.2	10.6	10.5	10.8	11.1	11.6	11.3	11.5	11.9	12.4	12.0	12.3	12.7	13.2	12.7	13.0	13.5	14.0
		Hi PR	236	254	268	280	265	285	301	314	301	324	342	357	343	369	390	407	386	415	439	458	427	459	485	506
	Lo PR	107	114	124	132	113	120	131	139	117	125	136	145	123	131	143	152	129	137	150	160	133	142	155	165	
	1200	MBh	33.9	34.9	37.7	40.5	33.1	34.1	36.9	39.6	32.3	33.2	36.0	38.6	31.5	32.4	35.1	37.7	29.9	30.8	33.3	35.8	27.7	28.5	30.9	33.2
		S/T	0.78	0.70	0.53	0.34	0.81	0.73	0.55	0.35	0.83	0.75	0.56	0.36	0.86	0.77	0.58	0.37	0.89	0.80	0.60	0.39	0.90	0.81	0.61	0.39
		ΔT	20	19	15	11	21	19	16	11	21	19	16	11	21	19	16	11	20	19	15	11	19	18	14	10
		kW	2.45	2.50	2.58	2.66	2.63	2.69	2.77	2.86	2.79	2.85	2.94	3.04	2.94	3.00	3.09	3.20	3.06	3.12	3.22	3.33	3.16	3.23	3.33	3.44
		Amps	8.8	9.0	9.3	9.7	9.6	9.8	10.1	10.5	10.4	10.7	11.0	11.5	11.1	11.4	11.8	12.3	11.9	12.2	12.6	13.1	12.6	12.9	13.4	13.9
Hi PR		234	252	266	277	262	282	298	311	298	321	339	354	340	366	386	403	382	411	434	453	422	454	480	501	
Lo PR	106	112	123	131	112	119	130	138	116	123	135	144	122	130	142	151	128	136	148	158	132	141	153	163		
1050	MBh	31.3	32.2	34.8	37.4	30.5	31.4	34.0	36.5	29.8	30.7	33.2	35.6	29.1	29.9	32.4	34.8	27.6	28.4	30.8	33.0	25.6	26.3	28.5	30.6	
	S/T	0.76	0.68	0.51	0.33	0.78	0.70	0.53	0.34	0.80	0.72	0.54	0.35	0.83	0.74	0.56	0.36	0.86	0.77	0.58	0.37	0.87	0.78	0.59	0.38	
	ΔT	21	19	16	11	21	19	16	11	21	19	16	11	21	19	16	11	21	19	16	11	19	18	15	10	
	kW	2.40	2.45	2.52	2.60	2.57	2.63	2.71	2.79	2.73	2.79	2.87	2.96	2.87	2.93	3.02	3.12	2.98	3.05	3.14	3.25	3.08	3.15	3.25	3.36	
	Amps	8.6	8.8	9.1	9.4	9.3	9.5	9.8	10.2	10.1	10.4	10.7	11.1	10.8	11.1	11.5	11.9	11.5	11.8	12.2	12.7	12.2	12.6	13.0	13.5	
	Hi PR	227	244	258	269	254	274	289	302	289	311	329	343	330	355	375	391	371	399	421	439	410	441	466	486	
Lo PR	103	109	119	127	108	115	126	134	113	120	131	139	118	126	137	146	124	132	144	153	128	136	149	159		

IDB: Entering Indoor Dry Bulb Temperature
 High and low pressures are measured at the liquid and suction service valves.
 Shaded area reflects ACCA (TVA) conditions
 Amps = outdoor unit amps (comp.+fan)
 kW = Total system power

PRODUCT SPECIFICATIONS

EXPANDED COOLING DATA — WAC4336AB* / CA*F3036*6C* / WC*3036P4* (CONT.)

IDB	Airflow	Outdoor Ambient Temperature																									
		65°F				75°F				85°F				95°F				105°F				115°F					
		59	63	67	71	59	63	67	71	59	63	67	71	59	63	67	71	59	63	67	71	59	63	67	71		
80	1350	MBh	35.5	36.3	38.8	41.4	34.7	35.4	37.9	40.5	33.8	34.6	37.0	39.5	33.0	33.7	36.1	38.5	31.4	32.1	34.2	36.6	29.1	29.7	31.7	33.9	
		S/T	0.90	0.85	0.69	0.51	0.93	0.88	0.71	0.53	0.96	0.90	0.73	0.55	1.00	0.93	0.75	0.56	1.00	0.96	0.78	0.59	1.00	0.97	0.79	0.59	
		ΔT	22	21	18	15	22	21	18	15	22	21	18	15	22	21	19	15	23	22	19	15	20	20	17	14	
	1200	kW	2.49	2.54	2.62	2.70	2.68	2.73	2.82	2.91	2.84	2.90	2.99	3.09	2.98	3.05	3.15	3.25	3.11	3.17	3.28	3.38	3.21	3.28	3.39	3.50	
		Amps	9.0	9.2	9.5	9.9	9.7	10.0	10.3	10.7	10.6	10.9	11.2	11.7	11.4	11.6	12.0	12.5	12.1	12.4	12.8	13.3	12.8	13.2	13.6	14.2	
		Hi/PR	238	257	271	283	268	288	304	317	304	328	346	361	347	373	394	411	390	420	443	462	431	464	490	511	
	1050	Lo/PR	108	115	125	133	114	121	132	141	118	126	137	146	124	132	144	154	130	139	151	161	135	143	157	167	
		MBh	34.5	35.2	37.6	40.2	33.7	34.4	36.8	39.3	32.9	33.6	35.9	38.4	32.1	32.8	35.0	37.4	30.5	31.1	33.3	35.5	28.2	28.8	30.8	32.9	
		S/T	0.86	0.81	0.66	0.49	0.89	0.84	0.68	0.51	0.91	0.86	0.70	0.52	0.94	0.88	0.72	0.54	0.98	0.92	0.75	0.56	0.99	0.93	0.75	0.56	
	85	1350	ΔT	23	22	19	15	23	22	19	15	23	22	19	15	23	22	19	15	23	22	19	15	21	21	18	14
			kW	2.47	2.52	2.60	2.68	2.66	2.71	2.79	2.88	2.82	2.88	2.97	3.06	2.96	3.02	3.12	3.22	3.08	3.15	3.25	3.36	3.19	3.26	3.36	3.47
			Amps	8.9	9.1	9.4	9.8	9.6	9.9	10.2	10.6	10.5	10.8	11.1	11.6	11.3	11.5	11.9	12.4	12.0	12.3	12.7	13.2	12.7	13.1	13.5	14.0
1200		Hi/PR	236	254	268	280	265	285	301	314	301	324	342	357	343	369	390	407	386	415	439	458	427	459	485	506	
		Lo/PR	107	114	124	132	113	120	131	140	117	125	136	145	123	131	143	152	129	137	150	160	133	142	155	165	
		MBh	31.8	32.5	34.7	37.1	31.1	31.7	33.9	36.3	30.3	31.0	33.1	35.4	29.6	30.2	32.3	34.5	28.1	28.7	30.7	32.8	26.0	26.6	28.4	30.4	
1050		S/T	0.83	0.78	0.63	0.47	0.86	0.81	0.66	0.49	0.88	0.83	0.67	0.50	0.91	0.85	0.69	0.52	0.94	0.89	0.72	0.54	0.95	0.89	0.73	0.54	
		ΔT	23	22	19	15	23	22	19	16	23	22	20	16	24	23	20	16	24	23	20	16	22	21	18	14	
		kW	2.42	2.46	2.54	2.62	2.59	2.65	2.73	2.81	2.75	2.81	2.90	2.99	2.89	2.95	3.04	3.14	3.01	3.07	3.17	3.27	3.11	3.18	3.28	3.39	
85		Amps	8.7	8.9	9.2	9.5	9.4	9.6	9.9	10.2	10.2	10.5	10.8	11.2	10.9	11.2	11.6	12.0	11.7	11.9	12.4	12.8	12.4	12.7	13.1	13.6	
		Hi/PR	229	246	260	271	257	277	292	305	292	315	332	346	333	358	378	395	375	403	426	444	414	445	470	490	
		Lo/PR	104	110	120	128	109	116	127	135	114	121	132	141	119	127	139	148	125	133	145	155	129	138	150	160	
85	1350	MBh	36.1	36.8	38.6	41.1	35.3	36.0	37.7	40.2	34.4	35.1	36.8	39.2	33.6	34.2	35.9	38.3	31.9	32.5	34.1	36.4	29.6	30.1	31.6	33.7	
		S/T	0.95	0.91	0.82	0.67	0.98	0.95	0.85	0.69	1.00	0.97	0.87	0.71	1.00	0.90	0.73	0.56	1.00	0.94	0.76	0.59	1.00	1.00	0.94	0.77	
		ΔT	23	23	22	19	24	23	22	19	23	23	22	19	23	23	22	19	22	22	22	19	20	21	20	18	
	1200	kW	2.51	2.56	2.64	2.72	2.70	2.75	2.84	2.93	2.86	2.92	3.02	3.11	3.01	3.07	3.17	3.27	3.13	3.20	3.30	3.41	3.24	3.31	3.42	3.53	
		Amps	9.1	9.3	9.6	10.0	9.8	10.1	10.4	10.8	10.7	11.0	11.4	11.8	11.5	11.8	12.2	12.6	12.2	12.5	13.0	13.5	13.0	13.3	13.8	14.3	
		Hi/PR	241	259	274	285	270	291	307	320	307	331	349	364	350	377	398	415	394	424	448	467	435	468	495	516	
	1050	Lo/PR	109	116	126	135	115	122	134	142	120	127	139	148	126	134	146	155	132	140	153	163	136	145	158	168	
		MBh	35.1	35.7	37.4	39.9	34.3	34.9	36.6	39.0	33.4	34.1	35.7	38.1	32.6	33.3	34.8	37.2	31.0	31.6	33.1	35.3	28.7	29.3	30.6	32.7	
		S/T	0.90	0.87	0.79	0.64	0.93	0.90	0.81	0.66	0.96	0.92	0.83	0.68	0.99	0.95	0.86	0.70	1.00	0.99	0.89	0.73	1.00	1.00	0.90	0.73	
	85	ΔT	24	24	23	19	25	24	23	20	25	24	23	20	25	24	23	20	24	24	23	20	22	22	21	18	
		kW	2.49	2.54	2.62	2.70	2.68	2.73	2.82	2.91	2.84	2.90	2.99	3.09	2.98	3.05	3.15	3.25	3.11	3.17	3.28	3.38	3.21	3.28	3.39	3.50	
		Amps	9.0	9.2	9.5	9.9	9.7	10.0	10.3	10.7	10.6	10.9	11.2	11.7	11.4	11.6	12.0	12.5	12.1	12.4	12.8	13.3	12.8	13.2	13.6	14.2	
1050	Hi/PR	238	257	271	283	268	288	304	317	304	328	346	361	347	373	394	411	390	420	443	462	431	464	490	511		
	Lo/PR	108	115	125	133	114	121	132	141	118	126	137	146	124	132	144	154	130	139	151	161	135	143	157	167		
	MBh	32.4	33.0	34.6	36.9	31.6	32.2	33.8	36.0	30.9	31.5	32.9	35.1	30.1	30.7	32.1	34.3	28.6	29.2	30.5	32.6	26.5	27.0	28.3	30.2		
85	S/T	0.87	0.84	0.76	0.61	0.90	0.87	0.78	0.64	0.92	0.89	0.80	0.65	0.95	0.92	0.83	0.67	0.99	0.95	0.86	0.70	1.00	0.96	0.87	0.71		
	ΔT	25	24	23	20	25	25	23	20	25	25	23	20	25	25	23	20	25	24	23	20	23	23	22	19		
	kW	2.43	2.48	2.56	2.64	2.61	2.67	2.75	2.84	2.77	2.83	2.92	3.01	2.91	2.97	3.07	3.17	3.03	3.10	3.20	3.30	3.13	3.20	3.30	3.41		
85	Amps	8.7	9.0	9.3	9.6	9.5	9.7	10.0	10.4	10.3	10.6	10.9	11.3	11.0	11.3	11.7	12.2	11.8	12.1	12.5	13.0	12.5	12.8	13.2	13.8		
	Hi/PR	231	249	263	274	260	279	295	308	295	318	335	350	336	362	382	399	378	407	430	448	418	450	475	495		
	Lo/PR	105	111	121	129	110	118	128	137	115	122	133	142	121	128	140	149	126	134	147	156	131	139	152	162		

IDB: Entering Indoor Dry Bulb Temperature
 High and low pressures are measured at the liquid and suction service valves.
 Shaded area reflects AHR1 conditions
 Amps = outdoor unit amps (comp.+fan)
 kW = Total system power

EXPANDED COOLING DATA — WAC4342AB* / CA*F3642*6C* / WC*3642P4*

IDB	Airflow	Outdoor Ambient Temperature																								
		65°F				75°F				85°F				95°F				105°F				115°F				
		59	63	67	71	59	63	67	71	59	63	67	71	59	63	67	71	59	63	67	71	59	63	67	71	
70	1225	MBh	35.1	36.4	39.9	-	34.3	35.6	39.0	-	33.5	34.7	38.0	-	32.7	33.9	37.1	-	31.0	32.2	35.2	-	28.8	29.8	32.7	-
		S/T	0.69	0.57	0.40	-	0.71	0.59	0.41	-	0.73	0.61	0.42	-	0.75	0.63	0.44	-	0.78	0.65	0.45	-	0.79	0.66	0.46	-
		ΔT	18	16	12	-	18	16	12	-	18	16	12	-	18	16	12	-	18	16	12	-	17	15	11	-
		kW	2.77	2.83	2.91	-	2.97	3.03	3.12	-	3.14	3.21	3.30	-	3.29	3.36	3.46	-	3.42	3.49	3.60	-	3.53	3.61	3.72	-
		Amps	10.5	10.7	11.0	-	11.3	11.6	11.9	-	12.3	12.5	13.0	-	13.1	13.4	13.8	-	13.9	14.3	14.7	-	14.7	15.1	15.6	-
		Hi/PR	211	227	240	-	237	255	269	-	269	290	306	-	307	330	348	-	345	371	392	-	381	410	433	-
	Lo/PR	102	108	118	-	108	115	125	-	112	119	130	-	118	125	137	-	123	131	143	-	127	136	148	-	
	MBh	38.1	39.4	43.2	-	37.2	38.5	42.2	-	36.3	37.6	41.2	-	35.4	36.7	40.2	-	33.6	34.9	38.2	-	31.2	32.3	35.4	-	
	S/T	0.71	0.59	0.41	-	0.74	0.62	0.43	-	0.76	0.63	0.44	-	0.78	0.65	0.45	-	0.81	0.68	0.47	-	0.82	0.68	0.47	-	
	ΔT	18	15	12	-	18	16	12	-	18	16	12	-	18	16	12	-	18	15	12	-	17	14	11	-	
	kW	2.84	2.89	2.98	-	3.04	3.10	3.19	-	3.22	3.28	3.38	-	3.37	3.44	3.55	-	3.50	3.58	3.69	-	3.62	3.70	3.81	-	
	Amps	10.7	11.0	11.4	-	11.6	11.9	12.3	-	12.6	12.9	13.3	-	13.5	13.8	14.2	-	14.3	14.7	15.1	-	15.2	15.5	16.0	-	
Hi/PR	217	234	247	-	244	263	277	-	277	299	315	-	316	340	359	-	355	383	404	-	393	423	446	-		
Lo/PR	105	112	122	-	111	118	129	-	115	123	134	-	121	129	141	-	127	135	147	-	131	140	153	-		
MBh	39.2	40.6	44.5	-	38.3	39.7	43.5	-	37.4	38.7	42.4	-	36.5	37.8	41.4	-	34.6	35.9	39.3	-	32.1	33.3	36.4	-		
S/T	0.75	0.62	0.43	-	0.77	0.65	0.45	-	0.79	0.66	0.46	-	0.82	0.68	0.47	-	0.85	0.71	0.49	-	0.86	0.72	0.50	-		
ΔT	17	15	11	-	17	15	11	-	17	15	11	-	17	15	11	-	17	15	11	-	16	14	11	-		
kW	2.86	2.91	3.00	-	3.06	3.12	3.21	-	3.24	3.31	3.41	-	3.40	3.47	3.57	-	3.53	3.61	3.72	-	3.65	3.72	3.84	-		
Amps	10.8	11.1	11.5	-	11.7	12.0	12.4	-	12.7	13.0	13.4	-	13.6	13.9	14.4	-	14.4	14.8	15.3	-	15.3	15.7	16.2	-		
Hi/PR	220	236	250	-	246	265	280	-	280	302	318	-	319	343	363	-	359	386	408	-	397	427	451	-		
Lo/PR	106	113	123	-	112	119	130	-	117	124	135	-	122	130	142	-	128	136	149	-	133	141	154	-		

75	1225	MBh	35.7	36.8	39.8	42.7	34.9	35.9	38.9	41.7	34.1	35.1	38.0	40.7	33.2	34.2	37.0	39.7	31.6	32.5	35.2	37.8	29.2	30.1	32.6	35.0
		S/T	0.78	0.70	0.53	0.34	0.81	0.72	0.55	0.35	0.83	0.74	0.56	0.36	0.86	0.77	0.58	0.37	0.89	0.79	0.60	0.39	0.90	0.80	0.61	0.39
		ΔT	21	19	16	11	21	19	16	11	21	20	16	11	21	20	16	11	21	19	16	11	20	18	15	10
		kW	2.80	2.85	2.93	3.02	2.99	3.05	3.14	3.24	3.17	3.23	3.33	3.43	3.32	3.39	3.49	3.60	3.45	3.52	3.63	3.74	3.56	3.64	3.75	3.87
		Amps	10.6	10.8	11.1	11.6	11.4	11.7	12.0	12.5	12.4	12.7	13.1	13.6	13.2	13.5	14.0	14.5	14.0	14.4	14.9	15.4	14.9	15.2	15.7	16.3
		Hi/PR	213	229	242	252	239	257	272	283	272	293	309	322	310	333	352	367	348	375	396	413	385	414	437	456
	Lo/PR	103	110	120	127	109	116	126	135	113	120	131	140	119	126	138	147	124	132	145	154	129	137	149	159	
	MBh	38.7	39.8	43.1	46.3	37.8	38.9	42.1	45.2	36.9	38.0	41.1	44.1	36.0	37.1	40.1	43.1	34.2	35.2	38.1	40.9	31.7	32.6	35.3	37.9	
	S/T	0.81	0.72	0.55	0.35	0.84	0.75	0.57	0.37	0.86	0.77	0.58	0.37	0.89	0.79	0.60	0.39	0.92	0.82	0.62	0.40	0.93	0.83	0.63	0.40	
	ΔT	21	19	16	11	21	19	16	11	21	19	16	11	21	19	16	11	21	19	16	11	19	18	15	10	
	kW	2.86	2.91	3.00	3.09	3.06	3.12	3.22	3.31	3.24	3.31	3.41	3.51	3.40	3.47	3.58	3.69	3.53	3.61	3.72	3.84	3.65	3.73	3.84	3.97	
	Amps	10.8	11.1	11.5	11.9	11.7	12.0	12.4	12.8	12.7	13.0	13.4	13.9	13.6	13.9	14.4	14.9	14.4	14.8	15.3	15.9	15.3	15.7	16.2	16.8	
Hi/PR	220	236	250	260	246	265	280	292	280	302	318	332	319	344	363	378	359	386	408	426	397	427	451	470		
Lo/PR	106	113	123	131	112	119	130	139	117	124	135	144	122	130	142	151	128	136	149	159	133	141	154	164		
MBh	39.9	41.0	44.4	47.7	38.9	40.1	43.4	46.6	38.0	39.1	42.4	45.5	37.1	38.2	41.3	44.4	35.2	36.3	39.3	42.1	32.6	33.6	36.4	39.0		
S/T	0.85	0.76	0.57	0.37	0.88	0.79	0.60	0.38	0.90	0.81	0.61	0.39	0.93	0.83	0.63	0.41	0.97	0.86	0.65	0.42	0.97	0.87	0.66	0.42		
ΔT	20	18	15	10	20	18	15	10	20	18	15	10	20	19	15	10	20	18	15	10	19	17	14	10		
kW	2.88	2.94	3.02	3.11	3.08	3.15	3.24	3.34	3.26	3.33	3.43	3.54	3.42	3.50	3.60	3.72	3.56	3.63	3.75	3.87	3.68	3.75	3.87	4.00		
Amps	10.9	11.2	11.6	12.0	11.8	12.1	12.5	13.0	12.8	13.1	13.6	14.1	13.7	14.0	14.5	15.0	14.6	14.9	15.4	16.0	15.4	15.8	16.3	17.0		
Hi/PR	222	239	252	263	249	268	283	295	283	305	322	335	322	347	366	382	363	390	412	430	401	431	455	475		
Lo/PR	107	114	124	133	113	120	132	140	118	125	137	146	124	132	144	153	130	138	150	160	134	143	156	166		

IDB: Entering Indoor Dry Bulb Temperature
 High and low pressures are measured at the liquid and suction service valves.
 Shaded area reflects ACCA (TVA) conditions
 Amps = outdoor unit amps (comp.+fan)
 kW = Total system power

PRODUCT SPECIFICATIONS

EXPANDED COOLING DATA — WAC4342AB* / CA*F3642*6C* / WC*3642P4* (CONT.)

IDB	Airflow	Outdoor Ambient Temperature																									
		65°F				75°F				85°F				95°F				105°F				115°F					
		59	63	67	71	59	63	67	71	59	63	67	71	59	63	67	71	59	63	67	71	59	63	67	71		
80	1225	MBh	36.4	37.1	39.7	42.4	35.5	36.3	38.8	41.4	34.7	35.4	37.8	40.5	33.8	34.6	36.9	39.5	32.1	32.8	35.1	37.5	29.8	30.4	32.5	34.7	
		S/T	0.86	0.80	0.65	0.49	0.89	0.83	0.68	0.51	0.91	0.85	0.69	0.52	0.94	0.88	0.72	0.54	0.97	0.91	0.74	0.56	0.98	0.92	0.75	0.56	
	1400	ΔT	23	22	19	16	24	23	20	16	24	23	20	16	24	23	20	16	23	22	19	15	22	21	18	15	
		kW	2.82	2.87	2.95	3.04	3.01	3.07	3.17	3.26	3.19	3.25	3.35	3.46	3.34	3.41	3.52	3.63	3.48	3.55	3.66	3.77	3.59	3.67	3.78	3.90	
	1575	Amps	10.6	10.9	11.2	11.7	11.5	11.8	12.2	12.6	12.5	12.8	13.2	13.7	13.3	13.6	14.1	14.6	14.2	14.5	15.0	15.6	15.0	15.4	15.9	16.5	
		Hi PR	215	232	245	255	241	260	274	286	275	296	312	325	313	337	355	371	352	379	400	417	389	418	442	461	
	80	1225	Lo PR	104	111	121	129	110	117	128	136	114	121	133	141	120	128	139	148	126	134	146	155	130	138	151	161
			MBh	39.4	40.2	43.0	46.0	38.5	39.3	42.0	44.9	37.6	38.4	41.0	43.8	36.6	37.4	40.0	42.8	34.8	35.6	38.0	40.6	32.2	32.9	35.2	37.6
		1400	S/T	0.89	0.83	0.68	0.51	0.92	0.86	0.70	0.52	0.94	0.88	0.72	0.54	0.97	0.91	0.74	0.56	1.00	0.95	0.77	0.58	1.00	0.96	0.78	0.58
			ΔT	23	22	19	15	23	22	19	15	23	22	19	15	23	22	19	15	23	22	19	15	21	21	18	14
		1575	kW	2.88	2.94	3.02	3.11	3.08	3.15	3.24	3.34	3.27	3.33	3.43	3.54	3.42	3.50	3.60	3.72	3.56	3.64	3.75	3.87	3.68	3.76	3.87	4.00
			Amps	10.9	11.2	11.6	12.0	11.8	12.1	12.5	13.0	12.8	13.1	13.6	14.1	13.7	14.0	14.5	15.0	14.6	14.9	15.4	16.0	15.4	15.8	16.3	17.0
80		1225	Hi PR	222	239	252	263	249	268	283	295	283	305	322	336	322	347	366	382	363	390	412	430	401	431	455	475
			Lo PR	107	114	125	133	113	120	132	140	118	125	137	146	124	132	144	153	130	138	150	160	134	143	156	166
		1400	MBh	40.6	41.5	44.3	47.3	39.6	40.5	43.3	46.2	38.7	39.5	42.2	45.1	37.7	38.6	41.2	44.0	35.9	36.6	39.1	41.8	33.2	33.9	36.3	38.8
			S/T	0.93	0.87	0.71	0.53	0.96	0.90	0.74	0.55	1.00	0.93	0.75	0.56	1.00	0.96	0.78	0.58	1.00	1.00	0.81	0.60	1.00	1.00	0.82	0.61
		1575	ΔT	22	21	18	15	22	21	19	15	23	21	19	15	22	22	19	15	21	21	18	15	19	20	17	14
			kW	2.90	2.96	3.04	3.14	3.11	3.17	3.26	3.36	3.29	3.36	3.46	3.57	3.45	3.52	3.63	3.75	3.59	3.66	3.78	3.90	3.71	3.79	3.90	4.03
	80	1225	Amps	11.0	11.3	11.7	12.1	11.9	12.2	12.6	13.1	12.9	13.3	13.7	14.2	13.8	14.2	14.6	15.2	14.7	15.1	15.6	16.2	15.6	16.0	16.5	17.1
			Hi PR	224	241	255	266	251	271	286	298	286	308	325	339	326	350	370	386	366	394	416	434	405	436	460	480
		1400	Lo PR	105	112	122	130	111	118	129	137	115	123	134	143	121	129	141	150	127	135	147	157	131	140	153	162
			MBh	40.1	40.9	42.8	45.6	39.1	39.9	41.8	44.6	38.2	39.0	40.8	43.5	37.3	38.0	39.8	42.5	35.4	36.1	37.8	40.3	32.8	33.4	35.0	37.4
		1575	S/T	0.93	0.90	0.81	0.66	0.96	0.93	0.84	0.68	0.99	0.95	0.86	0.70	1.00	0.98	0.89	0.72	1.00	1.00	0.92	0.75	1.00	1.00	0.93	0.75
			ΔT	24	24	23	20	25	24	23	20	25	24	23	20	24	25	23	20	24	23	20	19	22	22	21	19
85		1225	kW	2.90	2.96	3.04	3.14	3.11	3.17	3.26	3.36	3.29	3.36	3.46	3.57	3.45	3.52	3.63	3.75	3.59	3.66	3.78	3.90	3.71	3.79	3.90	4.03
			Amps	11.0	11.3	11.7	12.1	11.9	12.2	12.6	13.1	12.9	13.3	13.7	14.2	13.8	14.2	14.6	15.2	14.7	15.1	15.6	16.2	15.6	16.0	16.5	17.1
		1400	Hi PR	224	241	255	266	251	271	286	298	286	308	325	339	326	350	370	386	366	394	416	434	405	436	460	480
			Lo PR	108	115	126	134	114	122	133	141	119	126	138	147	125	133	145	154	131	139	152	162	135	144	157	167
		1575	MBh	41.3	42.1	44.1	47.0	40.3	41.1	43.0	45.9	39.4	40.1	42.0	44.8	38.4	39.1	41.0	43.7	36.5	37.2	38.9	41.5	33.8	34.4	36.1	38.5
			S/T	0.98	0.94	0.85	0.69	1.00	0.98	0.88	0.71	1.00	1.00	0.90	0.73	1.00	1.00	0.93	0.76	1.00	1.00	0.97	0.78	1.00	1.00	0.98	0.79
	85	1225	ΔT	24	23	22	19	24	23	22	19	23	23	22	19	22	23	22	19	21	22	22	19	20	20	21	18
			kW	2.92	2.98	3.07	3.16	3.13	3.19	3.29	3.39	3.32	3.38	3.49	3.60	3.48	3.55	3.66	3.78	3.62	3.69	3.81	3.93	3.74	3.82	3.94	4.06
		1400	Amps	11.1	11.4	11.8	12.2	12.0	12.3	12.7	13.2	13.1	13.4	13.8	14.3	14.0	14.3	14.8	15.3	14.8	15.2	15.7	16.3	15.7	16.1	16.7	17.3
			Hi PR	226	244	257	268	254	273	289	301	289	311	328	342	329	354	374	390	370	398	420	439	409	440	465	485
		1575	Lo PR	109	116	127	135	116	123	134	143	120	128	139	149	126	134	146	156	132	141	154	163	137	145	159	169
			MBh	40.9	41.7	43.6	46.5	40.0	40.8	42.7	45.6	39.1	39.9	41.8	44.7	38.2	38.9	40.8	43.7	36.3	37.0	38.9	41.8	33.4	34.1	35.9	38.8
85		1225	S/T	0.93	0.90	0.81	0.66	0.96	0.93	0.84	0.68	0.99	0.95	0.86	0.70	1.00	0.98	0.89	0.72	1.00	1.00	0.92	0.75	1.00	1.00	0.93	0.75
			ΔT	24	24	23	20	25	24	23	20	25	24	23	20	24	25	23	20	24	23	20	19	22	22	21	19
		1400	kW	2.90	2.96	3.04	3.14	3.11	3.17	3.26	3.36	3.29	3.36	3.46	3.57	3.45	3.52	3.63	3.75	3.59	3.66	3.78	3.90	3.71	3.79	3.90	4.03
			Amps	11.0	11.3	11.7	12.1	11.9	12.2	12.6	13.1	12.9	13.3	13.7	14.2	13.8	14.2	14.6	15.2	14.7	15.1	15.6	16.2	15.6	16.0	16.5	17.1
		1575	Hi PR	224	241	255	266	251	271	286	298	286	308	325	339	326	350	370	386	366	394	416	434	405	436	460	480
			Lo PR	108	115	126	134	114	122	133	141	119	126	138	147	125	133	145	154	131	139	152	162	135	144	157	167
	85	1225	MBh	40.1	40.9	42.8	45.6	39.1	39.9	41.8	44.6	38.2	39.0	40.8	43.5	37.3	38.0	39.8	42.5	35.4	36.1	37.8	40.3	32.8	33.4	35.0	37.4
			S/T	0.93	0.90	0.81	0.66	0.96	0.93	0.84	0.68	0.99	0.95	0.86	0.70	1.00	0.98	0.89	0.72	1.00	1.00	0.92	0.75	1.00	1.00	0.93	0.75
		1400	ΔT	24	24	23	20	25	24	23	20	25	24	23	20	24	25	23	20	24	23	20	19	22	22	21	19
			kW	2.90	2.96	3.04	3.14	3.11	3.17	3.26	3.36	3.29	3.36	3.46	3.57	3.45	3.52	3.63	3.75	3.59	3.66	3.78	3.90	3.71	3.79	3.90	4.03
		1575	Amps	11.0	11.3	11.7	12.1	11.9	12.2	12.6	13.1	12.9	13.3	13.7	14.2	13.8	14.2	14.6	15.2	14.7	15.1	15.6	16.2	15.6	16.0	16.5	17.1
			Hi PR	224	241	255	266	251	271	286	298	286	308	325	339	326	350	370	386	366	394	416	434	405	436	460	480
85		1225	Lo PR	108	115	126	134	114	122	133	141	119	126	138	147	125	133	145	154	131	139	152	162	135	144	157	167
			MBh	41.3	42.1	44.1	47.0	40.3	41.1	43.0	45.9	39.4	40.1	42.0	44.8	38.4	39.1	41.0	43.7	36.5	37.2	38.9	41.5	33.8	34.4	36.1	38.5
		1400	S/T	0.98	0.94	0.85	0.69	1.00	0.98	0.88	0.71	1.00	1.00	0.90	0.73	1.00	1.00	0.93	0.76	1.00	1.00	0.97	0.78	1.00	1.00	0.98	0.79
			ΔT	24	23	22	19																				

EXPANDED COOLING DATA — WAC4348AB* / CA*F4860*6B* / WC*4860P4*

IDB	Airflow	Outdoor Ambient Temperature																								
		65°F				75°F				85°F				95°F				105°F				115°F				
		59	63	67	71	59	63	67	71	59	63	67	71	59	63	67	71	59	63	67	71	59	63	67	71	
70	1400	MBh	40.4	41.9	45.9	-	39.5	40.9	44.8	-	38.5	39.9	43.7	-	37.6	38.9	42.7	-	35.7	37.0	40.5	-	33.1	34.3	37.5	-
		S/T	0.71	0.59	0.41	-	0.73	0.61	0.42	-	0.75	0.63	0.44	-	0.78	0.65	0.45	-	0.81	0.67	0.47	-	0.81	0.68	0.47	-
	ΔT	19	16	12	-	19	16	12	-	19	16	13	-	19	17	13	-	19	16	12	-	18	15	12	-	
	kW	3.17	3.23	3.32	-	3.39	3.46	3.56	-	3.59	3.66	3.77	-	3.77	3.84	3.96	-	3.91	4.00	4.12	-	4.04	4.13	4.26	-	
	Amps	11.6	11.9	12.3	-	12.6	12.9	13.3	-	13.7	14.0	14.5	-	14.6	15.0	15.5	-	15.5	15.9	16.5	-	16.5	16.9	17.4	-	
	Hi PR	215	231	244	-	241	259	274	-	274	295	311	-	312	336	354	-	351	377	399	-	388	417	440	-	
	Lo PR	104	111	121	-	110	117	128	-	115	122	133	-	120	128	140	-	126	134	146	-	130	139	151	-	
	MBh	43.8	45.4	49.7	-	42.7	44.3	48.5	-	41.7	43.2	47.4	-	40.7	42.2	46.2	-	38.7	40.1	43.9	-	35.8	37.1	40.7	-	
	S/T	0.73	0.61	0.43	-	0.76	0.64	0.44	-	0.78	0.65	0.45	-	0.81	0.67	0.47	-	0.84	0.70	0.48	-	0.84	0.70	0.49	-	
	ΔT	18	16	12	-	19	16	12	-	19	16	12	-	19	16	12	-	19	16	12	-	17	15	11	-	
kW	3.24	3.30	3.40	-	3.47	3.54	3.65	-	3.67	3.75	3.87	-	3.86	3.94	4.06	-	4.01	4.09	4.22	-	4.14	4.23	4.36	-		
Amps	12.0	12.3	12.7	-	12.9	13.2	13.7	-	14.1	14.4	14.9	-	15.0	15.4	15.9	-	16.0	16.4	16.9	-	16.9	17.4	17.9	-		
Hi PR	221	238	251	-	248	267	282	-	282	304	321	-	321	346	365	-	362	389	411	-	400	430	454	-		
Lo PR	108	114	125	-	114	121	132	-	118	126	137	-	124	132	144	-	130	138	151	-	134	143	156	-		
MBh	45.1	46.7	51.2	-	44.0	45.6	50.0	-	43.0	44.5	48.8	-	41.9	43.5	47.6	-	39.8	41.3	45.2	-	36.9	38.2	41.9	-		
S/T	0.77	0.64	0.45	-	0.80	0.67	0.46	-	0.82	0.68	0.47	-	0.85	0.71	0.49	-	0.88	0.73	0.51	-	0.88	0.74	0.51	-		
ΔT	18	15	12	-	18	16	12	-	18	16	12	-	18	16	12	-	18	15	12	-	17	14	11	-		
kW	3.26	3.33	3.42	-	3.50	3.57	3.67	-	3.70	3.78	3.90	-	3.89	3.97	4.09	-	4.04	4.13	4.26	-	4.18	4.26	4.40	-		
Amps	12.1	12.4	12.8	-	13.0	13.4	13.8	-	14.2	14.5	15.0	-	15.2	15.5	16.0	-	16.1	16.5	17.1	-	17.1	17.5	18.1	-		
Hi PR	223	240	254	-	251	270	285	-	285	307	324	-	325	349	369	-	365	393	415	-	404	434	459	-		
Lo PR	109	116	126	-	115	122	133	-	119	127	139	-	125	133	146	-	131	140	152	-	136	144	158	-		

75	1400	MBh	41.1	42.3	45.8	49.1	40.1	41.3	44.7	48.0	39.2	40.3	43.7	46.8	38.2	39.3	42.6	45.7	36.3	37.4	40.5	43.4	33.6	34.6	37.5	40.2
		S/T	0.81	0.72	0.55	0.35	0.83	0.75	0.56	0.36	0.86	0.77	0.58	0.37	0.88	0.79	0.60	0.38	0.92	0.82	0.62	0.40	0.92	0.83	0.63	0.40
	ΔT	22	20	16	11	22	20	17	11	22	20	17	11	22	20	17	12	22	20	16	11	20	19	15	11	
	kW	3.19	3.25	3.35	3.45	3.42	3.49	3.59	3.70	3.62	3.69	3.80	3.92	3.79	3.87	3.99	4.12	3.95	4.03	4.15	4.29	4.08	4.16	4.29	4.43	
	Amps	11.7	12.0	12.4	12.9	12.7	13.0	13.4	13.9	13.8	14.1	14.6	15.1	14.7	15.1	15.6	16.2	15.7	16.1	16.6	17.2	16.6	17.0	17.6	18.3	
	Hi PR	217	233	246	257	243	262	276	288	277	298	314	328	315	339	358	373	354	381	403	420	391	421	445	464	
	Lo PR	105	112	122	130	111	118	129	138	116	123	134	143	122	129	141	150	127	136	148	158	132	140	153	163	
	MBh	44.5	45.8	49.6	53.2	43.5	44.8	48.4	52.0	42.4	43.7	47.3	50.8	41.4	42.6	46.1	49.5	39.3	40.5	43.8	47.0	36.4	37.5	40.6	43.6	
	S/T	0.84	0.75	0.57	0.36	0.87	0.77	0.59	0.38	0.89	0.79	0.60	0.39	0.92	0.82	0.62	0.40	0.95	0.85	0.64	0.41	0.96	0.86	0.65	0.42	
	ΔT	21	20	16	11	22	20	16	11	22	20	16	11	22	20	16	11	22	20	16	11	20	18	15	10	
kW	3.26	3.33	3.42	3.53	3.50	3.57	3.68	3.79	3.70	3.78	3.90	4.02	3.89	3.97	4.09	4.22	4.04	4.13	4.26	4.39	4.18	4.26	4.40	4.54		
Amps	12.1	12.4	12.8	13.2	13.1	13.4	13.8	14.3	14.2	14.5	15.0	15.6	15.2	15.5	16.1	16.7	16.1	16.5	17.1	17.7	17.1	17.5	18.1	18.8		
Hi PR	223	240	254	265	251	270	285	297	285	307	324	338	325	349	369	385	365	393	415	433	404	434	459	478		
Lo PR	109	116	126	134	115	122	133	142	119	127	139	148	125	133	146	155	131	140	153	162	136	145	158	168		
MBh	45.8	47.2	51.1	54.8	44.8	46.1	49.9	53.6	43.7	45.0	48.7	52.3	42.6	43.9	47.5	51.0	40.5	41.7	45.1	48.5	37.5	38.6	41.8	44.9		
S/T	0.88	0.78	0.59	0.38	0.91	0.81	0.61	0.40	0.93	0.83	0.63	0.41	0.96	0.86	0.65	0.42	1.00	0.89	0.67	0.43	1.00	0.90	0.68	0.44		
ΔT	21	19	15	11	21	19	16	11	21	19	16	11	21	19	16	11	21	19	16	11	19	18	15	10		
kW	3.29	3.35	3.45	3.55	3.52	3.59	3.70	3.82	3.73	3.81	3.93	4.05	3.92	4.00	4.12	4.26	4.07	4.16	4.29	4.43	4.21	4.30	4.44	4.58		
Amps	12.2	12.5	12.9	13.4	13.2	13.5	13.9	14.5	14.3	14.7	15.1	15.7	15.3	15.7	16.2	16.8	16.3	16.7	17.2	17.9	17.3	17.7	18.3	19.0		
Hi PR	226	243	256	267	253	272	288	300	288	310	327	341	328	353	373	389	369	397	419	437	408	439	463	483		
Lo PR	110	117	127	136	116	123	135	143	120	128	140	149	127	135	147	157	133	141	154	164	137	146	159	170		

IDB: Entering Indoor Dry Bulb Temperature
 High and low pressures are measured at the liquid and suction service valves.
 Shaded area reflects ACCA (TTVA) conditions
 Amps = outdoor unit amps (comp.+fan)
 kW = Total system power

PRODUCT SPECIFICATIONS

EXPANDED COOLING DATA — WAC4348AB* / CA*F4860*6B* / WC*4860P4* (CONT.)

IDB	Airflow	Outdoor Ambient Temperature																									
		65°F				75°F				85°F				95°F				105°F				115°F					
		59	63	67	71	59	63	67	71	59	63	67	71	59	63	67	71	59	63	67	71	59	63	67	71		
80	1400	MBh	41.8	42.7	45.6	48.8	40.8	41.7	44.6	47.7	39.9	40.7	43.5	46.5	38.9	39.7	42.5	45.4	36.9	37.8	40.3	43.1	34.2	35.0	37.4	39.9	
		S/T	0.88	0.83	0.67	0.50	0.92	0.86	0.70	0.52	0.94	0.88	0.72	0.54	0.97	0.91	0.74	0.55	1.01	0.94	0.77	0.57	1.01	0.95	0.77	0.58	
	1600	ΔT	24	23	20	16	25	24	20	16	25	24	20	16	25	24	21	16	23	23	20	16	23	22	19	15	
		kW	3.21	3.28	3.37	3.47	3.44	3.51	3.62	3.73	3.65	3.72	3.83	3.95	3.82	3.90	4.03	4.15	3.98	4.06	4.19	4.32	4.11	4.20	4.33	4.47	
	1800	Amps	11.9	12.1	12.5	13.0	12.8	13.1	13.6	14.1	13.9	14.3	14.7	15.3	14.9	15.2	15.8	16.3	15.8	16.2	16.8	17.4	16.8	17.2	17.8	18.5	
		Hi PR	219	236	249	259	246	264	279	291	279	301	317	331	318	342	362	377	358	385	407	424	395	426	449	469	
	85	1400	Lo PR	106	113	124	132	112	120	131	139	117	124	136	145	123	131	143	152	129	137	149	159	133	142	155	165
			MBh	45.3	46.3	49.5	52.9	44.2	45.2	48.3	51.6	43.2	44.1	47.2	50.4	42.1	43.1	46.0	49.2	40.0	40.9	43.7	46.7	37.1	37.9	40.5	43.3
		1600	S/T	0.92	0.86	0.70	0.52	0.95	0.89	0.72	0.54	0.97	0.91	0.74	0.56	1.00	0.94	0.77	0.57	1.00	0.98	0.80	0.60	1.00	0.99	0.80	0.60
			ΔT	24	23	20	16	24	23	20	16	24	23	20	16	24	23	20	16	23	23	20	16	21	21	19	15
1800		kW	3.29	3.35	3.45	3.56	3.52	3.59	3.70	3.82	3.73	3.81	3.93	4.05	3.92	4.00	4.12	4.26	4.07	4.16	4.29	4.43	4.21	4.30	4.44	4.58	
		Amps	12.2	12.5	12.9	13.4	13.2	13.5	13.9	14.5	14.3	14.7	15.2	15.7	15.3	15.7	16.2	16.8	16.3	16.7	17.3	17.9	17.3	17.7	18.3	19.0	
85		1400	Hi PR	226	243	256	267	253	272	288	300	288	310	327	341	328	353	373	389	369	397	419	437	408	439	463	483
			Lo PR	110	117	127	136	116	123	135	143	120	128	140	149	127	135	147	157	133	141	154	164	137	146	159	170
		1600	MBh	46.7	47.7	50.9	54.4	45.6	46.6	49.7	53.2	44.5	45.5	48.6	51.9	43.4	44.3	47.4	50.6	41.2	42.1	45.0	48.1	38.2	39.0	41.7	44.6
			S/T	0.96	0.90	0.73	0.55	1.00	0.93	0.76	0.57	1.00	0.96	0.78	0.58	1.00	1.00	0.80	0.60	1.00	1.00	0.83	0.62	1.00	1.00	0.84	0.63
	1800	ΔT	23	22	19	15	23	22	19	15	23	22	19	15	22	23	19	16	21	21	18	15	20	20	18	14	
		kW	3.31	3.38	3.48	3.58	3.55	3.62	3.73	3.85	3.76	3.84	3.96	4.08	3.95	4.03	4.16	4.29	4.11	4.19	4.33	4.47	4.24	4.33	4.47	4.62	
	85	1400	Amps	12.3	12.6	13.0	13.5	13.3	13.6	14.1	14.6	14.4	14.8	15.3	15.9	15.4	15.8	16.4	17.0	16.4	16.8	17.4	18.1	17.4	17.9	18.5	19.2
			Hi PR	228	245	259	270	256	275	291	303	291	313	331	345	331	356	376	393	373	401	423	442	412	443	468	488
		1600	Lo PR	108	114	125	133	114	121	132	140	118	126	137	146	124	132	144	153	130	138	151	161	134	143	156	166
			MBh	46.1	47.0	49.2	52.5	45.0	45.9	48.1	51.3	43.9	44.8	46.9	50.1	42.9	43.7	45.8	48.8	40.7	41.5	43.5	46.4	37.7	38.5	40.3	43.0
1800		S/T	0.96	0.93	0.84	0.68	1.00	0.96	0.87	0.70	1.00	0.98	0.89	0.72	1.00	1.00	0.92	0.74	1.00	1.00	0.95	0.77	1.00	1.00	0.96	0.78	
		ΔT	25	25	24	20	26	25	24	21	25	25	24	21	25	25	24	21	23	24	24	21	22	22	22	19	
85		1400	kW	3.31	3.38	3.48	3.58	3.55	3.62	3.73	3.85	3.76	3.84	3.96	4.08	3.95	4.03	4.16	4.29	4.11	4.19	4.33	4.47	4.24	4.33	4.47	4.62
			Amps	12.3	12.6	13.0	13.5	13.3	13.6	14.1	14.6	14.4	14.8	15.3	15.9	15.4	15.8	16.4	17.0	16.4	16.8	17.4	18.1	17.4	17.9	18.5	19.2
		1600	Hi PR	228	245	259	270	256	275	291	303	291	313	331	345	331	356	376	393	373	401	423	442	412	443	468	488
			Lo PR	111	118	129	137	117	125	136	145	122	129	141	151	128	136	148	158	134	143	156	166	139	147	161	171
	1800	MBh	47.5	48.4	50.7	54.1	46.4	47.3	49.5	52.8	45.3	46.1	48.3	51.6	44.2	45.0	47.1	50.3	42.0	42.8	44.8	47.8	38.9	39.6	41.5	44.3	
		S/T	1.00	0.97	0.88	0.71	1.00	1.00	0.91	0.74	1.00	1.00	0.93	0.76	1.00	1.00	0.96	0.78	1.00	1.00	0.95	0.81	1.00	1.00	1.00	0.82	
	85	1400	ΔT	24	24	23	20	24	24	23	20	23	24	23	20	23	23	23	20	21	22	23	20	20	20	21	18
			kW	3.34	3.40	3.50	3.61	3.58	3.65	3.76	3.88	3.79	3.87	3.99	4.11	3.98	4.06	4.19	4.32	4.14	4.23	4.36	4.50	4.28	4.37	4.51	4.65
		1600	Amps	12.4	12.7	13.1	13.6	13.4	13.7	14.2	14.7	14.6	14.9	15.4	16.0	15.6	16.0	16.5	17.1	16.6	17.0	17.6	18.2	17.6	18.0	18.6	19.3
			Hi PR	230	248	262	273	258	278	294	306	294	316	334	348	335	360	380	397	376	405	428	446	416	448	473	493
1800		Lo PR	112	119	130	138	118	126	137	146	123	131	143	152	129	137	150	160	135	144	157	167	140	149	163	173	

IDB	Airflow	Outdoor Ambient Temperature																									
		65°F				75°F				85°F				95°F				105°F				115°F					
		59	63	67	71	59	63	67	71	59	63	67	71	59	63	67	71	59	63	67	71	59	63	67	71		
80	1400	MBh	41.8	42.7	45.6	48.8	40.8	41.7	44.6	47.7	39.9	40.7	43.5	46.5	38.9	39.7	42.5	45.4	36.9	37.8	40.3	43.1	34.2	35.0	37.4	39.9	
		S/T	0.88	0.83	0.67	0.50	0.92	0.86	0.70	0.52	0.94	0.88	0.72	0.54	0.97	0.91	0.74	0.55	1.01	0.94	0.77	0.57	1.01	0.95	0.77	0.58	
	1600	ΔT	24	23	20	16	25	24	20	16	25	24	20	16	25	24	21	16	23	23	20	16	23	22	19	15	
		kW	3.21	3.28	3.37	3.47	3.44	3.51	3.62	3.73	3.65	3.72	3.83	3.95	3.82	3.90	4.03	4.15	3.98	4.06	4.19	4.32	4.11	4.20	4.33	4.47	
	1800	Amps	11.9	12.1	12.5	13.0	12.8	13.1	13.6	14.1	13.9	14.3	14.7	15.3	14.9	15.2	15.8	16.3	15.8	16.2	16.8	17.4	16.8	17.2	17.8	18.5	
		Hi PR	219	236	249	259	246	264	279	291	279	301	317	331	318	342	362	377	358	385	407	424	395	426	449	469	
	85	1400	Lo PR	106	113	124	132	112	120	131	139	117	124	136	145	123	131	143	152	129	137	149	159	133	142	155	165
			MBh	45.3	46.3	49.5	52.9	44.2	45.2	48.3	51.6	43.2	44.1	47.2	50.4	42.1	43.1	46.0	49.2	40.0	40.9	43.7	46.7	37.1	37.9	40.5	43.3
		1600	S/T	0.92	0.86	0.70	0.52	0.95	0.89	0.72	0.54	0.97	0.91	0.74	0.56	1.00	0.94	0.77	0.57	1.00	0.98	0.80	0.60	1.00	0.99	0.80	0.60
			ΔT	24	23	20	16	24	23	20	16	24	23	20	16	24	23	20	16	23	23	20	16	21	21	19	15
1800		kW	3.29	3.35	3.45	3.56	3.52	3.59	3.70	3.82	3.73	3.81	3.93	4.05	3.92	4.00	4.12	4.26	4.07	4.16	4.29	4.43	4.21	4.30	4.44	4.58	
		Amps	12.2	12.5	12.9	13.4	13.2	13.5	13.9	14.5	14.3	14.7	15.2	15.7	15.3	15.7	16.2	16.8	16.3	16.7	17.3	17.9	17.3	17.7	18.3	19.0	
85		1400	Hi PR	226	243	256	267	253	272	288	300	288	310	327	341	328	353	373	389	369	397	419	437	408	439	463	483
			Lo PR	110	117	127	136	116	123	135	143	120	128	140	149	127	135	147	157	133	141	154	164	137	146	159	170
		1600	MBh	46.7	47.7	50.9	54.4	45.6	46.6	49.7	53.2	44.5	45.5	48.6	51.9	43.4	44.3	47.4	50.6	41.2	42.1	45.0					

EXPANDED COOLING DATA — WAC4360AA* / CA*F4860*6B / WC*4860P4*

IDB		Outdoor Ambient Temperature																								
		65°F				75°F				85°F				95°F				105°F				115°F				
		59	63	67	71	59	63	67	71	59	63	67	71	59	63	67	71	59	63	67	71	59	63	67	71	
1913		MBh	55.9	57.9	63.4	-	54.6	56.5	62.0	-	53.3	55.2	60.5	-	52.0	53.9	59.0	-	49.4	51.2	56.1	-	45.7	47.4	51.9	-
		S/T	0.70	0.59	0.41	-	0.73	0.61	0.42	-	0.75	0.62	0.43	-	0.77	0.64	0.45	-	0.80	0.67	0.46	-	0.81	0.67	0.47	-
		ΔT	19	16	12	-	19	17	13	-	19	17	13	-	19	17	13	-	19	17	12	-	18	15	12	-
1700		kW	3.98	4.06	4.19	-	4.28	4.37	4.51	-	4.55	4.65	4.79	-	4.78	4.89	5.05	-	4.98	5.09	5.26	-	5.16	5.27	5.45	-
		Amps	14.8	15.2	15.7	-	16.1	16.5	17.0	-	17.5	18.0	18.6	-	18.8	19.2	19.9	-	20.0	20.5	21.2	-	21.2	21.8	22.5	-
		Hi PR	233	251	265	-	262	281	297	-	297	320	338	-	339	365	385	-	381	410	433	-	421	453	479	-
		Lo PR	102	108	118	-	108	115	125	-	112	119	130	-	118	125	137	-	123	131	143	-	127	136	148	-
		MBh	54.2	56.2	61.6	-	53.0	54.9	60.1	-	51.7	53.6	58.7	-	50.4	52.3	57.3	-	47.9	49.7	54.4	-	44.4	46.0	50.4	-
		S/T	0.67	0.56	0.39	-	0.69	0.58	0.40	-	0.71	0.60	0.41	-	0.74	0.61	0.43	-	0.76	0.64	0.44	-	0.77	0.64	0.45	-
		ΔT	20	17	13	-	20	17	13	-	20	17	13	-	20	17	13	-	20	17	13	-	18	16	12	-
70		kW	3.95	4.03	4.15	-	4.25	4.34	4.47	-	4.51	4.61	4.76	-	4.74	4.85	5.01	-	4.94	5.05	5.22	-	5.11	5.23	5.40	-
		Amps	14.7	15.0	15.6	-	15.9	16.3	16.9	-	17.3	17.8	18.4	-	18.6	19.1	19.7	-	19.8	20.3	21.0	-	21.0	21.6	22.3	-
		Hi PR	231	248	262	-	259	279	294	-	295	317	335	-	335	361	381	-	377	406	429	-	417	449	474	-
		Lo PR	101	107	117	-	107	113	124	-	111	118	129	-	116	124	135	-	122	130	142	-	126	134	147	-
		MBh	50.1	51.9	56.8	-	48.9	50.7	55.5	-	47.7	49.5	54.2	-	46.6	48.3	52.9	-	44.2	45.8	50.2	-	41.0	42.5	46.5	-
		S/T	0.65	0.54	0.37	-	0.67	0.56	0.39	-	0.69	0.57	0.40	-	0.71	0.59	0.41	-	0.74	0.61	0.43	-	0.74	0.62	0.43	-
		ΔT	20	17	13	-	20	18	13	-	20	18	13	-	20	18	13	-	20	17	13	-	19	16	12	-
1488		kW	3.85	3.93	4.05	-	4.14	4.23	4.36	-	4.40	4.49	4.64	-	4.63	4.73	4.88	-	4.82	4.93	5.09	-	4.99	5.10	5.26	-
		Amps	14.3	14.6	15.1	-	15.5	15.9	16.4	-	16.9	17.3	17.9	-	18.1	18.5	19.2	-	19.3	19.7	20.4	-	20.4	21.0	21.7	-
		Hi PR	224	241	254	-	251	270	285	-	286	307	325	-	325	350	370	-	366	394	416	-	404	435	460	-
		Lo PR	98	104	114	-	103	110	120	-	108	114	125	-	113	120	131	-	118	126	137	-	122	130	142	-

1913		MBh	56.8	58.5	63.3	67.9	55.5	57.1	61.8	66.4	54.2	55.8	60.4	64.8	52.8	54.4	58.9	63.2	50.2	51.7	55.9	60.0	46.5	47.9	51.8	55.6
		S/T	0.80	0.71	0.54	0.35	0.83	0.74	0.56	0.36	0.85	0.76	0.57	0.37	0.88	0.78	0.59	0.38	0.91	0.81	0.62	0.40	0.92	0.82	0.62	0.40
		ΔT	22	20	16	11	22	20	17	12	22	20	17	12	22	21	17	12	22	20	17	11	21	19	15	11
		kW	4.01	4.09	4.22	4.36	4.31	4.41	4.55	4.69	4.58	4.68	4.84	4.99	4.82	4.93	5.09	5.26	5.03	5.14	5.31	5.48	5.20	5.32	5.49	5.68
		Amps	15.0	15.3	15.9	16.5	16.2	16.6	17.2	17.9	17.7	18.1	18.8	19.5	18.9	19.4	20.1	20.9	20.2	20.7	21.4	22.3	21.5	22.0	22.8	23.7
		Hi PR	235	253	268	279	264	284	300	313	301	323	342	356	342	368	389	406	385	414	438	456	425	458	483	504
		Lo PR	103	110	120	127	109	116	126	135	113	120	131	140	119	126	138	147	125	132	145	154	129	137	150	159
75		MBh	55.1	56.8	61.5	66.0	53.9	55.5	60.0	64.4	52.6	54.1	58.6	62.9	51.3	52.8	57.2	61.4	48.7	50.2	54.3	58.3	45.1	46.5	50.3	54.0
		S/T	0.76	0.68	0.52	0.33	0.79	0.71	0.53	0.34	0.81	0.72	0.55	0.35	0.84	0.75	0.57	0.36	0.87	0.78	0.59	0.38	0.88	0.78	0.59	0.38
		ΔT	23	21	17	12	23	21	17	12	23	21	17	12	23	21	17	12	23	21	17	12	21	20	16	11
		kW	3.98	4.06	4.19	4.32	4.28	4.37	4.51	4.66	4.55	4.65	4.80	4.95	4.78	4.89	5.05	5.22	4.98	5.09	5.26	5.44	5.16	5.27	5.45	5.63
		Amps	14.8	15.2	15.7	16.3	16.1	16.5	17.0	17.7	17.5	18.0	18.6	19.3	18.8	19.2	19.9	20.7	20.0	20.5	21.2	22.1	21.3	21.8	22.6	23.4
		Hi PR	233	251	265	276	262	282	297	310	298	320	338	353	339	365	385	402	381	410	433	452	421	453	479	499
		Lo PR	102	108	118	126	108	115	125	133	112	119	130	139	118	125	137	146	123	131	143	152	128	136	148	158
		MBh	50.9	52.4	56.7	60.9	49.7	51.2	55.4	59.5	48.5	50.0	54.1	58.1	47.3	48.8	52.8	56.6	45.0	46.3	50.1	53.8	41.7	42.9	46.4	49.8
		S/T	0.73	0.66	0.50	0.32	0.76	0.68	0.52	0.33	0.78	0.70	0.53	0.34	0.81	0.72	0.55	0.35	0.84	0.75	0.57	0.36	0.84	0.75	0.57	0.37
		ΔT	23	21	17	12	23	22	18	12	23	22	18	12	24	22	18	12	24	22	18	12	22	20	16	11
		kW	3.88	3.96	4.09	4.22	4.18	4.27	4.40	4.54	4.44	4.53	4.68	4.83	4.67	4.77	4.92	5.08	4.86	4.97	5.13	5.30	5.03	5.14	5.31	5.49
		Amps	14.4	14.8	15.3	15.9	15.6	16.0	16.6	17.2	17.0	17.4	18.0	18.8	18.2	18.7	19.3	20.1	19.4	19.9	20.6	21.4	20.6	21.2	21.9	22.8
		Hi PR	226	243	257	268	254	273	288	301	289	311	328	342	329	354	374	390	370	398	420	438	409	440	464	484
		Lo PR	99	105	115	122	105	111	121	129	109	116	126	134	114	121	133	141	120	127	139	148	124	132	144	153

IDB: Entering Indoor Dry Bulb Temperature
 High and low pressures are measured at the liquid and suction service valves.
 Shaded area reflects ACCA (TVA) conditions
 Amps = outdoor unit amps (comp.+fan)
 kW = Total system power

PRODUCT SPECIFICATIONS

EXPANDED COOLING DATA — WAC4360AA* / CA*F4860*6B / WC*4860P4* (CONT.)

IDB	Airflow	Outdoor Ambient Temperature																								
		65°F				75°F				85°F				95°F				105°F				115°F				
		59	63	67	71	59	63	67	71	59	63	67	71	59	63	67	71	59	63	67	71	59	63	67	71	
80	1913	MBh	57.8	59.1	63.1	67.5	56.5	57.7	61.6	65.9	55.1	56.3	60.2	64.3	53.8	55.0	58.7	62.8	51.1	52.2	55.8	59.6	47.3	48.4	51.7	55.2
		S/T	0.88	0.82	0.67	0.50	0.91	0.85	0.69	0.52	0.93	0.87	0.71	0.53	0.96	0.90	0.73	0.55	1.00	0.94	0.76	0.57	1.00	0.94	0.77	0.57
	ΔT	24	23	20	16	25	24	21	16	25	24	21	17	25	24	21	17	25	23	20	16	23	22	19	15	
	kW	4.04	4.13	4.25	4.39	4.35	4.44	4.58	4.73	4.62	4.72	4.88	5.04	4.86	4.97	5.13	5.30	5.07	5.18	5.35	5.53	5.24	5.36	5.54	5.73	
	Amps	15.1	15.5	16.0	16.6	16.4	16.8	17.4	18.0	17.9	18.3	18.9	19.7	19.1	19.6	20.3	21.1	20.4	20.9	21.6	22.5	21.7	22.2	23.0	23.9	
	Hi PR	238	256	270	282	267	287	303	316	304	327	345	360	346	372	393	410	389	419	442	461	430	462	488	509	
	Lo PR	104	111	121	129	110	117	128	136	114	122	133	141	120	128	139	148	126	134	146	156	130	138	151	161	
	MBh	56.1	57.4	61.3	65.5	54.8	56.0	59.9	64.0	53.5	54.7	58.4	62.5	52.2	53.4	57.0	60.9	49.6	50.7	54.2	57.9	45.9	46.9	50.2	53.6	
	S/T	0.84	0.78	0.64	0.48	0.87	0.81	0.66	0.49	0.89	0.83	0.68	0.51	0.92	0.86	0.70	0.52	0.95	0.89	0.73	0.54	0.96	0.90	0.73	0.55	
	ΔT	25	24	21	17	26	25	21	17	26	25	21	17	26	25	22	17	26	24	21	17	24	23	20	16	
	kW	4.01	4.09	4.22	4.36	4.31	4.41	4.55	4.70	4.58	4.68	4.84	5.00	4.82	4.93	5.09	5.26	5.03	5.14	5.31	5.48	5.20	5.32	5.49	5.68	
	Amps	15.0	15.3	15.9	16.5	16.2	16.6	17.2	17.9	17.7	18.1	18.8	19.5	18.9	19.4	20.1	20.9	20.2	20.7	21.4	22.3	21.5	22.0	22.8	23.7	
Hi PR	236	253	268	279	264	284	300	313	301	323	342	356	342	368	389	406	385	414	438	456	426	458	484	504		
Lo PR	103	110	120	127	109	116	126	135	113	120	131	140	119	126	138	147	125	132	145	154	129	137	150	159		
MBh	51.8	52.9	56.6	60.5	50.6	51.7	55.2	59.1	49.4	50.5	53.9	57.6	48.2	49.2	52.6	56.2	45.8	46.8	50.0	53.4	42.4	43.3	46.3	49.5		
S/T	0.81	0.76	0.62	0.46	0.84	0.78	0.64	0.48	0.86	0.80	0.65	0.49	0.88	0.83	0.67	0.50	0.92	0.86	0.70	0.52	0.93	0.87	0.71	0.53		
ΔT	26	25	22	17	26	25	22	17	26	25	22	17	26	25	22	18	26	25	22	17	24	23	20	16		
kW	3.91	4.00	4.12	4.25	4.21	4.30	4.44	4.58	4.47	4.57	4.72	4.87	4.70	4.81	4.96	5.13	4.90	5.01	5.17	5.35	5.07	5.18	5.35	5.53		
Amps	14.5	14.9	15.4	16.0	15.8	16.2	16.7	17.4	17.2	17.6	18.2	18.9	18.4	18.9	19.5	20.3	19.6	20.1	20.8	21.6	20.8	21.4	22.1	23.0		
Hi PR	228	246	260	271	256	276	291	304	292	314	331	346	332	357	377	394	374	402	424	443	413	444	469	489		
Lo PR	100	106	116	124	106	112	123	131	110	117	127	136	115	123	134	143	121	129	140	149	125	133	145	155		
85	1913	MBh	58.8	60.0	62.8	67.0	57.5	58.6	61.3	65.4	56.1	57.2	59.9	63.9	54.7	55.8	58.4	62.3	52.0	53.0	55.5	59.2	48.2	49.1	51.4	54.8
		S/T	0.92	0.89	0.80	0.65	0.95	0.92	0.83	0.67	0.98	0.94	0.85	0.69	1.00	0.97	0.88	0.71	1.00	1.00	0.91	0.74	1.00	1.00	0.92	0.75
	ΔT	26	26	24	21	26	26	24	21	26	26	24	21	26	26	25	21	25	25	25	21	23	24	23	20	
	kW	4.07	4.16	4.29	4.43	4.38	4.48	4.62	4.77	4.66	4.76	4.92	5.08	4.90	5.01	5.18	5.35	5.11	5.22	5.40	5.58	5.29	5.41	5.59	5.78	
	Amps	15.2	15.6	16.2	16.8	16.5	16.9	17.5	18.2	18.0	18.5	19.1	19.9	19.3	19.8	20.5	21.3	20.6	21.1	21.9	22.7	21.9	22.4	23.2	24.1	
	Hi PR	240	259	273	285	270	290	306	320	307	330	348	363	349	376	397	414	393	423	446	466	434	467	493	514	
	Lo PR	105	112	122	130	111	118	129	137	115	123	134	143	121	129	141	150	127	135	148	157	131	140	153	163	
	MBh	57.1	58.2	61.0	65.0	55.8	56.9	59.6	63.5	54.5	55.5	58.1	62.0	53.1	54.2	56.7	60.5	50.5	51.4	53.9	57.5	46.7	47.7	49.9	53.2	
	S/T	0.88	0.85	0.76	0.62	0.91	0.88	0.79	0.64	0.93	0.90	0.81	0.66	0.96	0.93	0.84	0.68	1.00	0.96	0.87	0.70	1.00	0.97	0.88	0.71	
	ΔT	27	27	25	22	27	27	25	22	27	27	25	22	28	27	26	22	27	27	25	22	25	25	24	20	
	kW	4.04	4.13	4.25	4.39	4.35	4.44	4.58	4.73	4.62	4.72	4.88	5.04	4.86	4.97	5.13	5.30	5.07	5.18	5.35	5.53	5.24	5.36	5.54	5.73	
	Amps	15.1	15.5	16.0	16.6	16.4	16.8	17.4	18.0	17.9	18.3	18.9	19.7	19.1	19.6	20.3	21.1	20.4	20.9	21.6	22.5	21.7	22.2	23.0	23.9	
Hi PR	238	256	270	282	267	287	303	316	304	327	345	360	346	372	393	410	389	419	442	461	430	462	488	509		
Lo PR	104	111	121	129	110	117	128	136	114	122	133	141	120	128	139	148	126	134	146	156	130	138	151	161		
MBh	52.7	53.7	56.3	60.0	51.5	52.5	55.0	58.6	50.3	51.2	53.7	57.2	49.0	50.0	52.3	55.8	46.6	47.5	49.7	53.1	43.1	44.0	46.1	49.1		
S/T	0.85	0.82	0.74	0.60	0.88	0.85	0.76	0.62	0.90	0.87	0.78	0.63	0.93	0.89	0.81	0.65	0.96	0.93	0.84	0.68	0.97	0.94	0.84	0.69		
ΔT	28	27	26	22	28	27	26	22	28	27	26	22	28	28	26	23	28	27	26	22	26	25	24	21		
kW	3.94	4.03	4.15	4.28	4.24	4.33	4.47	4.62	4.51	4.61	4.75	4.91	4.74	4.85	5.00	5.17	4.94	5.05	5.22	5.39	5.11	5.23	5.40	5.58		
Amps	14.7	15.0	15.6	16.2	15.9	16.3	16.9	17.5	17.3	17.8	18.4	19.1	18.6	19.1	19.7	20.5	19.8	20.3	21.0	21.9	21.0	21.6	22.3	23.2		
Hi PR	231	248	262	273	259	279	294	307	294	317	335	349	335	361	381	397	377	406	429	447	417	449	474	494		
Lo PR	101	107	117	125	107	113	124	132	111	118	129	137	116	124	135	144	122	130	142	151	126	134	147	156		

IDB: Entering Indoor Dry Bulb Temperature
 High and low pressures are measured at the liquid and suction service valves.
 Shaded area reflects AHRl conditions
 Amps = outdoor unit amps (comp.+fan)
 kW = Total system power

EXPANDED COOLING DATA — WAC4360AB* / CA*F4860*6B / WC*4860P4*

IDB	Airflow	Outdoor Ambient Temperature																									
		65°F				75°F				85°F				95°F				105°F				115°F					
		59	63	67	71	59	63	67	71	59	63	67	71	59	63	67	71	59	63	67	71	59	63	67	71		
70	1500	MBh	50.1	51.9	56.8	-	48.9	50.7	55.5	-	47.7	49.5	54.2	-	46.6	48.3	52.9	-	44.2	45.8	50.2	-	41.0	42.5	46.5	-	
		S/T	0.67	0.56	0.39	-	0.69	0.58	0.40	-	0.71	0.59	0.41	-	0.73	0.61	0.42	-	0.76	0.64	0.44	-	0.77	0.64	0.44	-	
	1750	ΔT	21	18	13	-	21	18	14	-	21	18	14	-	21	18	14	-	21	18	14	-	19	17	13	-	
		kW	3.87	3.95	4.07	-	4.16	4.24	4.38	-	4.41	4.50	4.65	-	4.63	4.73	4.89	-	4.82	4.93	5.09	-	4.99	5.10	5.26	-	
	2000	Amps	14.4	14.8	15.3	-	15.6	16.0	16.5	-	17.0	17.4	18.0	-	18.2	18.6	19.2	-	19.3	19.8	20.5	-	20.5	21.0	21.7	-	
		HI PR	229	246	260	-	257	276	292	-	292	314	332	-	333	358	378	-	374	403	425	-	413	445	470	-	
	75	1500	LO PR	101	108	118	-	107	114	125	-	111	119	129	-	117	125	136	-	123	130	142	-	127	135	147	-
			MBh	54.2	56.2	61.6	-	53.0	54.9	60.1	-	51.7	53.6	58.7	-	50.4	52.3	57.3	-	47.9	49.7	54.4	-	44.4	46.0	50.4	-
		1750	S/T	0.69	0.58	0.40	-	0.72	0.60	0.42	-	0.74	0.62	0.43	-	0.76	0.64	0.44	-	0.79	0.66	0.46	-	0.80	0.66	0.46	-
			ΔT	20	17	13	-	20	17	13	-	20	17	13	-	20	17	13	-	20	17	13	-	19	16	12	-
		2000	kW	3.96	4.04	4.17	-	4.26	4.35	4.48	-	4.52	4.62	4.76	-	4.75	4.85	5.01	-	4.95	5.05	5.22	-	5.12	5.23	5.40	-
			Amps	14.8	15.2	15.7	-	16.1	16.4	17.0	-	17.5	17.9	18.5	-	18.7	19.1	19.8	-	19.9	20.4	21.1	-	21.1	21.6	22.4	-
70		1500	HI PR	236	254	268	-	265	285	301	-	301	324	342	-	343	369	390	-	386	415	438	-	426	459	484	-
			LO PR	105	111	122	-	111	118	128	-	115	122	133	-	121	128	140	-	126	135	147	-	131	139	152	-
75		1500	MBh	55.9	57.9	63.4	-	54.6	56.5	62.0	-	53.3	55.2	60.5	-	52.0	53.9	59.0	-	49.4	51.2	56.1	-	45.7	47.4	51.9	-
			S/T	0.73	0.61	0.42	-	0.75	0.63	0.44	-	0.77	0.65	0.45	-	0.80	0.67	0.46	-	0.83	0.69	0.48	-	0.83	0.70	0.48	-
70		1750	ΔT	19	16	12	-	19	16	12	-	19	16	12	-	19	16	13	-	19	16	12	-	18	15	12	-
			kW	3.99	4.07	4.20	-	4.29	4.38	4.52	-	4.56	4.65	4.80	-	4.79	4.89	5.05	-	4.99	5.10	5.26	-	5.16	5.27	5.44	-
75	1750	Amps	15.0	15.3	15.8	-	16.2	16.6	17.2	-	17.6	18.1	18.7	-	18.9	19.3	20.0	-	20.1	20.6	21.3	-	21.3	21.8	22.6	-	
		HI PR	238	256	271	-	267	288	304	-	304	327	346	-	346	373	394	-	390	419	443	-	430	463	489	-	
70	1500	LO PR	103	109	119	127	108	115	126	134	113	120	131	139	118	126	137	146	124	132	144	153	128	136	149	159	
		MBh	55.1	56.8	61.5	66.0	53.9	55.5	60.0	64.4	52.6	54.1	58.6	62.9	51.3	52.8	57.2	61.4	48.7	50.2	54.3	58.3	45.1	46.5	50.3	54.0	
75	1750	S/T	0.79	0.71	0.53	0.34	0.82	0.73	0.55	0.36	0.84	0.75	0.57	0.36	0.86	0.77	0.59	0.38	0.90	0.80	0.61	0.39	0.91	0.81	0.61	0.39	
		ΔT	23	21	17	12	23	21	17	12	23	21	17	12	23	21	18	12	23	21	17	12	21	20	16	11	
70	1500	kW	3.99	4.07	4.20	4.33	4.29	4.38	4.52	4.66	4.56	4.65	4.80	4.96	4.79	4.89	5.05	5.22	4.99	5.10	5.26	5.44	5.16	5.27	5.44	5.63	
		Amps	15.0	15.3	15.8	16.4	16.2	16.6	17.2	17.8	17.6	18.1	18.7	19.4	18.9	19.3	20.0	20.8	20.1	20.6	21.3	22.1	21.3	21.8	22.6	23.5	
75	1750	HI PR	238	256	271	282	267	288	304	317	304	327	346	360	346	373	394	411	390	419	443	462	431	463	489	510	
		LO PR	106	112	123	131	112	119	130	138	116	123	135	144	122	130	142	151	128	136	148	158	132	141	153	163	
70	1500	MBh	56.8	58.5	63.3	67.9	55.5	57.1	61.8	66.4	54.2	55.8	60.4	64.8	52.8	54.4	58.9	63.2	50.2	51.7	55.9	60.0	46.5	47.9	51.8	55.6	
		S/T	0.83	0.74	0.56	0.36	0.86	0.77	0.58	0.37	0.88	0.79	0.59	0.38	0.91	0.81	0.61	0.39	0.94	0.84	0.64	0.41	0.95	0.85	0.64	0.41	
75	1750	ΔT	22	20	16	11	22	20	16	11	22	20	16	11	22	20	17	11	22	20	16	11	20	19	15	11	
		kW	4.02	4.11	4.23	4.37	4.33	4.42	4.56	4.70	4.59	4.69	4.84	5.00	4.83	4.93	5.09	5.26	5.03	5.14	5.31	5.48	5.20	5.32	5.49	5.67	
70	1500	Amps	15.1	15.5	16.0	16.6	16.4	16.8	17.3	18.0	17.8	18.2	18.8	19.6	19.0	19.5	20.2	20.9	20.3	20.8	21.5	22.3	21.5	22.0	22.8	23.7	
		HI PR	241	259	274	285	270	291	307	320	307	331	349	364	350	376	398	415	394	424	447	466	435	468	494	515	
75	1750	LO PR	107	114	124	132	113	120	131	139	117	125	136	145	123	131	143	152	129	137	150	160	133	142	155	165	

Amps = outdoor unit amps (comp.+fan)
kW = Total system power

Shaded area reflects ACCA (TVA) conditions

IDB: Entering Indoor Dry Bulb Temperature
High and low pressures are measured at the liquid and suction service valves.

PRODUCT SPECIFICATIONS

EXPANDED COOLING DATA — WAC4360AB* / CA*F4860*6B / WC*4860P4* (CONT.)

IDB	Airflow	Outdoor Ambient Temperature												Entering Indoor Wet Bulb Temperature													
		65°F				75°F				85°F				95°F				105°F				115°F					
		59	63	67	71	59	63	67	71	59	63	67	71	59	63	67	71	59	63	67	71	59	63	67	71		
80	1500	MBh	51.8	52.9	56.6	60.5	50.6	51.7	55.2	59.1	49.4	50.5	53.9	57.6	48.2	49.2	52.6	56.2	45.8	46.8	50.0	53.4	42.4	43.3	46.3	49.5	
		S/T	0.83	0.78	0.64	0.48	0.86	0.81	0.66	0.49	0.89	0.83	0.68	0.51	0.91	0.86	0.70	0.52	0.95	0.89	0.72	0.54	0.96	0.90	0.73	0.55	
	ΔT	26	25	22	18	27	26	22	18	27	26	22	18	27	26	23	18	27	26	22	18	25	24	21	17		
	1750	KW	3.93	4.01	4.13	4.26	4.22	4.31	4.45	4.59	4.48	4.58	4.72	4.88	4.71	4.81	4.97	5.13	4.90	5.01	5.17	5.34	5.07	5.18	5.35	5.53	
		Amps	14.7	15.1	15.6	16.1	15.9	16.3	16.8	17.5	17.3	17.7	18.3	19.0	18.5	19.0	19.6	20.4	19.7	20.2	20.9	21.7	20.9	21.4	22.2	23.0	
	2000	HI PR	234	251	265	277	262	282	298	311	298	321	339	353	339	365	386	402	382	411	434	453	422	454	479	500	
		LO PR	104	110	120	128	109	116	127	135	114	121	132	141	119	127	139	148	125	133	145	155	129	138	150	160	
	85	1500	MBh	56.1	57.4	61.3	65.5	54.8	56.0	59.9	64.0	53.5	54.7	58.4	62.5	52.2	53.4	57.0	60.9	49.6	50.7	54.2	57.9	45.9	46.9	50.2	53.6
			S/T	0.86	0.81	0.66	0.49	0.90	0.84	0.68	0.51	0.92	0.86	0.70	0.52	0.95	0.89	0.72	0.54	0.98	0.92	0.75	0.56	0.99	0.93	0.76	0.57
		ΔT	25	24	21	17	26	25	22	17	26	25	22	17	26	25	22	17	26	25	21	17	24	23	20	16	
		1750	KW	4.02	4.11	4.23	4.37	4.33	4.42	4.56	4.70	4.59	4.69	4.84	5.00	4.83	4.93	5.09	5.26	5.03	5.14	5.31	5.48	5.20	5.32	5.49	5.67
			Amps	15.1	15.5	16.0	16.6	16.4	16.8	17.3	18.0	17.8	18.2	18.8	19.6	19.0	19.5	20.2	20.9	20.3	20.8	21.5	22.3	21.5	22.0	22.8	23.7
2000		HI PR	241	259	274	285	270	291	307	320	307	331	349	364	350	377	398	415	394	424	447	467	435	468	494	515	
		LO PR	107	114	124	132	113	120	131	140	117	125	136	145	123	131	143	152	129	137	150	160	133	142	155	165	
85		1500	MBh	57.8	59.1	63.1	67.5	56.5	57.7	61.6	65.9	55.1	56.3	60.2	64.3	53.8	55.0	58.7	62.8	51.1	52.2	55.8	59.6	47.3	48.4	51.7	55.2
			S/T	0.91	0.85	0.69	0.52	0.94	0.88	0.72	0.54	0.96	0.90	0.74	0.55	1.00	0.93	0.76	0.57	1.00	0.97	0.79	0.59	1.00	1.00	0.79	0.59
		ΔT	24	23	20	16	24	23	20	16	24	23	20	16	25	24	20	16	25	24	20	16	22	22	19	15	
		1750	KW	4.05	4.14	4.27	4.40	4.36	4.45	4.59	4.74	4.63	4.73	4.88	5.04	4.87	4.97	5.13	5.30	5.07	5.18	5.35	5.53	5.24	5.36	5.54	5.72
			Amps	15.2	15.6	16.1	16.7	16.5	16.9	17.5	18.1	18.0	18.4	19.0	19.8	19.2	19.7	20.4	21.1	20.5	21.0	21.7	22.5	21.7	22.3	23.0	23.9
	2000	HI PR	243	262	276	288	273	294	310	323	310	334	353	368	353	380	402	419	398	428	452	471	439	473	499	521	
		LO PR	105	111	121	129	110	118	128	137	115	122	133	142	121	128	140	149	126	134	147	156	131	139	152	162	
	85	1500	MBh	57.1	58.2	61.0	65.0	55.8	56.9	59.6	63.5	54.5	55.5	58.1	62.0	53.1	54.2	56.7	60.5	50.5	51.4	53.9	57.5	46.7	47.7	49.9	53.2
			S/T	0.91	0.87	0.79	0.64	0.94	0.91	0.82	0.66	0.96	0.93	0.84	0.68	0.99	0.96	0.87	0.70	1.00	1.00	0.90	0.73	1.00	1.00	0.91	0.74
		ΔT	27	27	25	22	28	27	26	22	28	27	26	22	28	27	26	22	27	27	25	22	25	25	24	21	
		1750	KW	4.05	4.14	4.27	4.40	4.36	4.45	4.59	4.74	4.63	4.73	4.88	5.04	4.87	4.97	5.13	5.30	5.07	5.18	5.35	5.53	5.24	5.36	5.54	5.72
			Amps	15.2	15.6	16.1	16.7	16.5	16.9	17.5	18.1	18.0	18.4	19.0	19.8	19.2	19.7	20.4	21.1	20.5	21.0	21.7	22.5	21.7	22.3	23.0	23.9
2000		HI PR	243	262	276	288	273	294	310	323	310	334	353	368	353	380	402	419	398	428	452	471	439	473	499	521	
		LO PR	108	115	125	133	114	121	132	141	118	126	137	146	124	132	144	154	130	139	151	161	135	143	157	167	
85		1500	MBh	58.8	60.0	62.8	67.0	57.5	58.6	61.3	65.4	56.1	57.2	59.9	63.9	54.7	55.8	58.4	62.3	52.0	53.0	55.5	59.2	48.2	49.1	51.4	54.8
			S/T	0.95	0.92	0.83	0.67	0.99	0.95	0.86	0.70	1.00	0.97	0.88	0.71	1.00	1.00	0.91	0.74	1.00	1.00	0.94	0.76	1.00	1.00	0.95	0.77
		ΔT	26	25	24	21	26	26	24	21	26	26	24	21	25	26	24	21	24	24	24	21	22	23	22	19	
		1750	KW	4.09	4.17	4.30	4.44	4.39	4.49	4.63	4.78	4.67	4.77	4.92	5.08	4.91	5.01	5.18	5.35	5.11	5.22	5.39	5.57	5.29	5.40	5.58	5.77
			Amps	15.4	15.8	16.3	16.9	16.7	17.1	17.6	18.3	18.1	18.6	19.2	19.9	19.4	19.9	20.6	21.3	20.7	21.2	21.9	22.7	21.9	22.5	23.2	24.1
	2000	HI PR	246	264	279	291	276	297	313	327	313	337	356	371	357	384	406	423	402	432	456	476	444	477	504	526	
		LO PR	109	116	126	135	115	122	134	142	120	127	139	148	126	134	146	155	132	140	153	163	136	145	158	168	

IDB: Entering Indoor Dry Bulb Temperature
 High and low pressures are measured at the liquid and suction service valves.
 Shaded area reflects AHRI conditions
 Amps = outdoor unit amps (comp.+fan)
 kW = Total system power

AHRI PERFORMANCE RATINGS

Outdoor Unit Model	Indoor Units		Cooling Capacity (BTU/h)					AHRI #
	Coil and Blower Units	Furnace	Total	Sensible	S/T	SEER	EER	
WAC43 18AB*	WAH MV1830P4AC*		18,000	12,960	.72	14	11.6	3565524
	WAH MS1824P4AB*		18,000	12,960	.72	13	11	3565525
	WAH ME1830P4AB*		19,000	13,680	.72	14	12.2	3565526
	W*C1824P4*B*+EEP		18,000	12,960	.72	13	11	3565527
	WCH1824P4AC*+EEP		18,000	12,960	.72	13	11	3565529
	WCH2430P4BC*+EEP		18,000	12,960	.72	13	11	3565530
	CA*F1824*6B*+EEP		18,000	12,960	.72	13	11	3567559
	W*C1824P4*B*+WMAHV1200AB*		18,400	13,248	.72	14	11.6	3595215
	WCH2430P4BC*+WMAHV1200AB*		18,400	13,248	.72	14	11.6	3595232
	AWUF18XX16A*		17,400	12,528	.72	13	11	3841091
	AWUF18XX16B*		17,400	12,528	.72	13	11	3841092
	AWUF31XX16A*		17,400	12,528	.72	14	11.5	3841093
	ACNF18XX16A*		17,200	12,384	.72	13	11	3870372
	WAH MS1824P4AC*		18,000	12,960	.72	13	11	3896095
	W*C1824P4*D*+EEP		18,000	12,960	.72	13	11	4151345
	W*C1824P4*D*+WMAHV1200AB*		18,400	13,248	.72	14	11.6	4151346
	CA*F1824*6D*+EEP		18,000	12,960	.72	13	11	4151351
CA*F1824*6D*+WMAHV1200AB*		18,400	13,248	.72	14	11.6	4151352	
WAC43 18AC*	ACNF18XX16A*		17,200	12,728	.74	13	11	3874176
	WAH MV1830P4AC*		18,000	13,320	.74	14	11.6	3874177
	WAH MS1824P4AB*		18,000	13,320	.74	13	11	3874178
	WAH ME1830P4AB*		19,000	14,060	.74	14	11.6	3874179
	AWUF18XX16B*		17,400	12,876	.74	13	11	3874180
	AWUF31XX16A*		17,400	12,876	.74	14	11.5	3874181
	W*C1824P4*B*+EEP		18,000	13,320	.74	13	11	3874182
	W*C1824P4*B*+WMAHV1200AB*		18,400	13,616	.74	14	11.6	3874183
	W*C1824P4*C*+EEP		18,000	13,320	.74	13	11	3874184
	W*C1824P4*C*+WMAHV1200AB*		18,400	13,616	.74	14	11.6	3874185
	CA*F1824*6B*+EEP		18,000	13,320	.74	13	11	3874186
	CA*F1824*6B*+WMAHV1200AB*		18,400	13,616	.74	14	11.6	3874187
	CA*F1824*6C*+EEP		18,000	13,320	.74	13	11	3874188
	CA*F1824*6C*+WMAHV1200AB*		18,400	13,616	.74	14	11.6	3874189
	WCH1824P4AC*+EEP		18,000	13,320	.74	13	11	3874190
	WCH2430P4BC*+EEP		18,000	13,320	.74	13	11	3874191
	WCH2430P4BC*+WMAHV1200AB*		18,400	13,616	.74	14	11.6	3874192
	WAH MS1824P4AC*		18,000	13,320	.74	13	11	3896096
	W*C1824P4*D*+EEP		18,000	13,320	.74	13	11	4151347
W*C1824P4*D*+WMAHV1200AB*		18,400	13,616	.74	14	11.6	4151348	
CA*F1824*6D*+EEP		18,000	13,320	.74	13	11	4151353	
CA*F1824*6D*+WMAHV1200AB*		18,400	13,616	.74	14	11.6	4151354	

See Notes on Page 27.

PRODUCT SPECIFICATIONS

AHRI PERFORMANCE RATINGS (CONT.)

Outdoor Unit Model	Indoor Units		Cooling Capacity (BTU/h)					AHRI #
	Coil and Blower Units	Furnace	Total	Sensible	S/T	SEER	EER	
WAC43 24AB*	WAHMV1830P4AC*		23,400	17,082	.73	14	11.6	3565532
	WAHMS1824P4AB*		23,000	16,790	.73	13	11	3565533
	WAHME1830P4AB*		23,400	17,082	.73	14	11.6	3565534
	W*C1824P4*B*+EEP		23,000	16,790	.73	13	11	3565535
	WCH1824P4AC*+EEP		23,000	16,790	.73	13	11	3565537
	WCH2430P4BC*+EEP		23,000	16,790	.73	13	11	3565538
	CA*F1824*6B*+EEP		23,000	16,790	.73	13	11	3567560
	W*C1824P4*B*+WMAHV1200AB*		23,000	16,790	.73	14	11.6	3595216
	WCH2430P4BC*+WMAHV1200AB*		23,400	17,082	.73	14	11.6	3595233
	AWUF24XX16A*		23,000	16,790	.73	13	11	3841094
	AWUF24XX16B*		23,000	16,790	.73	13	11	3841095
	AWUF30XX16A*		23,200	16,936	.73	13	11	3841096
	AWUF30XX16B*		23,200	16,936	.73	13	11	3841097
	AWUF31XX16A*		23,000	16,790	.73	14	11.5	3841098
	AWUF32XX16A*		23,000	16,790	.73	14	11.5	3841099
	ACNF24XX16A*		23,000	16,790	.73	13	11	3870373
	WAHMS1824P4AC*		23,000	16,790	.73	13	11	3896097
	W*C1824P4*D*+EEP		23,000	16,790	.73	13	11	4151349
	W*C1824P4*D*+WMAHV1200AB*		23,000	16,790	.73	14	11.6	4151350
CA*F1824*6D*+EEP		23,000	16,790	.73	13	11	4151355	
CA*F1824*6D*+WMAHV1200AB*		23,000	16,790	.73	14	11.6	4151356	
WAC43 30AB*	WAHMV1830P4AC*		28,400	21,016	.74	14	11.6	3565540
	WAHMS1824P4AB*+TXV		27,400	20,276	.74	13	11	3565541
	WAHMS3030P4AB*		28,400	21,016	.74	13	11	3565542
	WAHME1830P4AB*		28,400	21,016	.74	14	11.6	3565543
	W*C3030P4*B*+EEP		28,400	21,016	.74	13	11	3565544
	W*C3131P4*C*+EEP		28,600	21,164	.74	13	11	3565545
	WCH2430P4BC*+EEP		28,400	21,016	.74	13	11	3565547
	CA*F3030*6B*+EEP		28,400	21,016	.74	13	11	3567563
	CA*F3131*6C*+EEP		28,600	21,164	.74	13	11	3567566
	W*C3131P4*C*+WMAHV1200AB*		28,400	21,016	.74	14	11.6	3595218
	WCH2430P4BC*+WMAHV1200AB*		28,400	21,016	.74	14	11.6	3595234
	AWUF30XX16A*		27,600	20,424	.74	13	11	3841100
	AWUF30XX16B*		27,600	20,424	.74	13	11	3841101
	AWUF36XX16A*		27,800	20,572	.74	13	11	3841102
	AWUF36XX16B*		27,800	20,572	.74	13	11	3841103
	AWUF37XX16A*		28,000	20,720	.74	13	11	3841104
	AWUF37XX16B*		28,000	20,720	.74	13	11	3841105
	ACNF30XX16A*		27,600	20,424	.74	13	11	3870374
	WAHMS1824P4AC*+TXV		27,400	20,276	.74	13	11	3896098
	WAHMS4860P4AC*		56,000	41,440	.74	13	11.1	3896101

See Notes on Page 27.

AHRI PERFORMANCE RATINGS (CONT.)

Outdoor Unit Model	Indoor Units		Cooling Capacity (BTU/h)					AHRI #
	Coil and Blower Units	Furnace	Total	Sensible	S/T	SEER	EER	
WAC43 36AB*	WAHMV3137P4AA*		35,000	25,200	.72	14	11.6	3565549
	WAHMS3636P4AB*		34,400	24,768	.72	13	11	3565550
	WAHMS3642P4AB*		35,000	25,200	.72	13	11	3565551
	WAHME3137P4AA*		35,000	25,200	.72	14	11.6	3565552
	W*C3636P4*C*+EEP		35,000	25,200	.72	13	11	3565553
	WCH3636P4BC*+EEP		35,400	25,488	.72	13	11	3565556
	WCH3642P4CC*+EEP		35,400	25,488	.72	13	11	3565557
	WCH3642P4DC*+EEP		35,400	25,488	.72	13	11	3565559
	CA*F3636*6C*+EEP		35,000	25,200	.72	13	11	3567572
	W*C3642P4*C*+WMAHV1600AB*		35,400	25,488	.72	14	11.6	3595222
	W*C3743P4*A*+WMAHV1600AB*		35,400	25,488	.72	14	11.6	3595223
	WCH3642P4CC*+WMAHV1600AB*		35,400	25,488	.72	14	11.6	3595238
	WAHMS3642P4AC*		40,000	28,800	.72	13	11.1	3762760
	AWUF36XX16A*		33,400	24,048	.72	13	11	3841106
	AWUF36XX16B*		33,400	24,048	.72	13	11	3841107
	AWUF37XX16A*		34,000	24,480	.72	13	11	3841108
	AWUF37XX16B*		34,000	24,480	.72	13	11	3841109
W*C3642P4*D*+WMAHV1600AB*		35,400	25,488	.72	14	11.6	3881758	
CA*F3642*6D*+WMAHV1600AB*		35,400	25,488	.72	14	11.6	3881836	
WAC43 42AB*	WAHMV4260P4AC*		41,000	29,930	.73	14	11.6	3565560
	WAHMS3642P4AB*		40,000	29,200	.73	13	11.1	3565561
	WAHME4260P4AB*		41,000	29,930	.73	14	11.6	3565562
	W*C3642P4*C*+EEP		40,000	29,200	.73	13	11.1	3565563
	W*C3743P4*A*+EEP		40,000	29,200	.73	13	11.1	3565564
	W*C4860P4*B*+EEP		41,000	29,930	.73	13	11.1	3565565
	WCH3642P4CC*+EEP		40,000	29,200	.73	13	11.1	3565567
	WCH3642P4DC*+EEP		40,000	29,200	.73	13	11.1	3565568
	WCH4860P4DD*+EEP		41,000	29,930	.73	13	11.1	3565569
	CA*F3642*6C*+EEP		40,000	29,200	.73	13	11.1	3567578
	CA*F3743*6A*+EEP		40,000	29,200	.73	13	11.1	3567583
	CA*F4860*6B*+EEP		41,000	29,930	.73	13	11.1	3567593
	W*C4860P4*B*+WMAHV1600AB*		41,000	29,930	.73	14	11.6	3595226
	WCH4860P4DD*+WMAHV1600AB*		41,000	29,930	.73	14	11.6	3595240
	WAHMS3642P4AC*		35,000	25,550	.73	13	11	3762761
	W*C4860P4*D*+EEP		41,000	29,930	.73	13	11.1	3881759
	W*C4860P4*D*+WMAHV1600AB*		41,000	29,930	.73	14	11.6	3881760

PRODUCT SPECIFICATIONS

AHRI PERFORMANCE RATINGS (CONT.)

Outdoor Unit Model	Indoor Units		Cooling Capacity (BTU/h)					AHRI #
	Coil and Blower Units	Furnace	Total	Sensible	S/T	SEER	EER	
WAC43 48AB*	WAHMV4260P4AC*		46,000	34,500	.75	14	11.5	3565571
	WAHMS4860P4AB*		46,000	34,500	.75	13	11.2	3565572
	WAHMS4961P4AA*		46,000	34,500	.75	13	11.2	3565573
	WAHME4260P4AB*		46,000	34,500	.75	14	11.5	3565574
	W*C4860P4*B*+EEP		46,000	34,500	.75	13	11.2	3565575
	WCH4860P4DD*+EEP		46,000	34,500	.75	13	11.2	3565577
	CA*F4860*6B*+EEP		46,000	34,500	.75	13	11.2	3567594
	W*C4860P4*B*+WMAHV2000AB*		46,000	34,500	.75	14	11.5	3595230
	WCH4860P4DD*+WMAHV2000AB*		46,000	34,500	.75	14	11.5	3595242
	W*C4860P4*D*+WMAHV2000AB*		46,000	34,500	.75	14	11.5	3881761
WAHMS4860P4AC*		46,000	34,500	.75	13	11.2	3896099	
WAC43 60AA*	WAHMV4260P4AC*		57,000	39,900	.70	13.5	11.4	3565579
	WAHMS4860P4AB*		57,000	39,900	.70	13	11.1	3565580
	WAHMS4961P4AA*		57,000	39,900	.70	13	11.1	3565581
	WAHME4260P4AB*		57,000	39,900	.70	13.5	11.4	3565582
	W*C4860P4*B*+EEP		57,000	39,900	.70	13	11.1	3565583
	WCH4860P4DD*+EEP		57,000	39,900	.70	13	11.1	3565585
	CA*F4860*6B*+EEP		57,000	39,900	.70	13	11.1	3567595
	W*C4860P4*B*+WMAHV2000AB*		57,000	39,900	.70	13.5	11.4	3595227
	WCH4860P4DD*+WMAHV2000AB*		57,000	39,900	.70	13.5	11.4	3595243
	W*C4860P4*D*+WMAHV2000AB*		57,000	39,900	.70	13.5	11.4	3881762
WAHMS4860P4AC*		57,000	39,900	.70	13	11.1	3896100	
WAC43 60AB*	WAHMV4260P4AC*		57,500	41,400	.72	13.4	11.3	3746307
	WAHMS4860P4AB*		56,000	40,320	.72	13	11.1	3746308
	WAHMS4961P4AA*		57,000	41,040	.72	13	11.1	3746309
	WAHME4260P4AB*		57,500	41,400	.72	13.4	11.4	3746310
	W*C4860P4*B*+WMAHV2000AB*+TXV		56,000	40,320	.72	13.7	11.5	3746311
	W*C4961P4*A*+WMAHV2000AB*		57,500	41,400	.72	13.7	11.6	3746312
	W*C4961P4*A*+WMAHV2000AB*+TXV		57,500	41,400	.72	13.8	11.6	3746313
	CA*F4860*6B*+WMAHV2000AB*+TXV		56,000	40,320	.72	13.7	11.5	3746314
	CA*F4961*6A*+WMAHV2000AB*		57,500	41,400	.72	13.7	11.6	3746315
	CA*F4961*6A*+WMAHV2000AB*+TXV		57,500	41,400	.72	13.8	11.6	3746316
	WCH4860P4DD*+EEP		57,000	41,040	.72	13	11.1	3746317
	WCH4860P4DD*+WMAHV2000AB*		57,000	41,040	.72	13.7	11.5	3746318
	WCH4860P4DD*+WMAHV2000AB*+TXV		57,000	41,040	.72	13.8	11.7	3746319
	W*C4961P4*A*+EEP		57,000	41,040	.72	13	11.1	3748464
CA*F4961*6A*+EEP		57,000	41,040	.72	13	11.1	3748465	
W*C4860P4*D*+WMAHV2000AB*+TXV		56,000	40,320	.72	13.7	11.5	3881763	

See Notes on Page 27.

AHRI PERFORMANCE RATINGS (CONT.)

¹ Seasonal Energy Efficiency Ratio; Certified per AHRI 210/240 @ 80°F/ 67°F/ 95°F

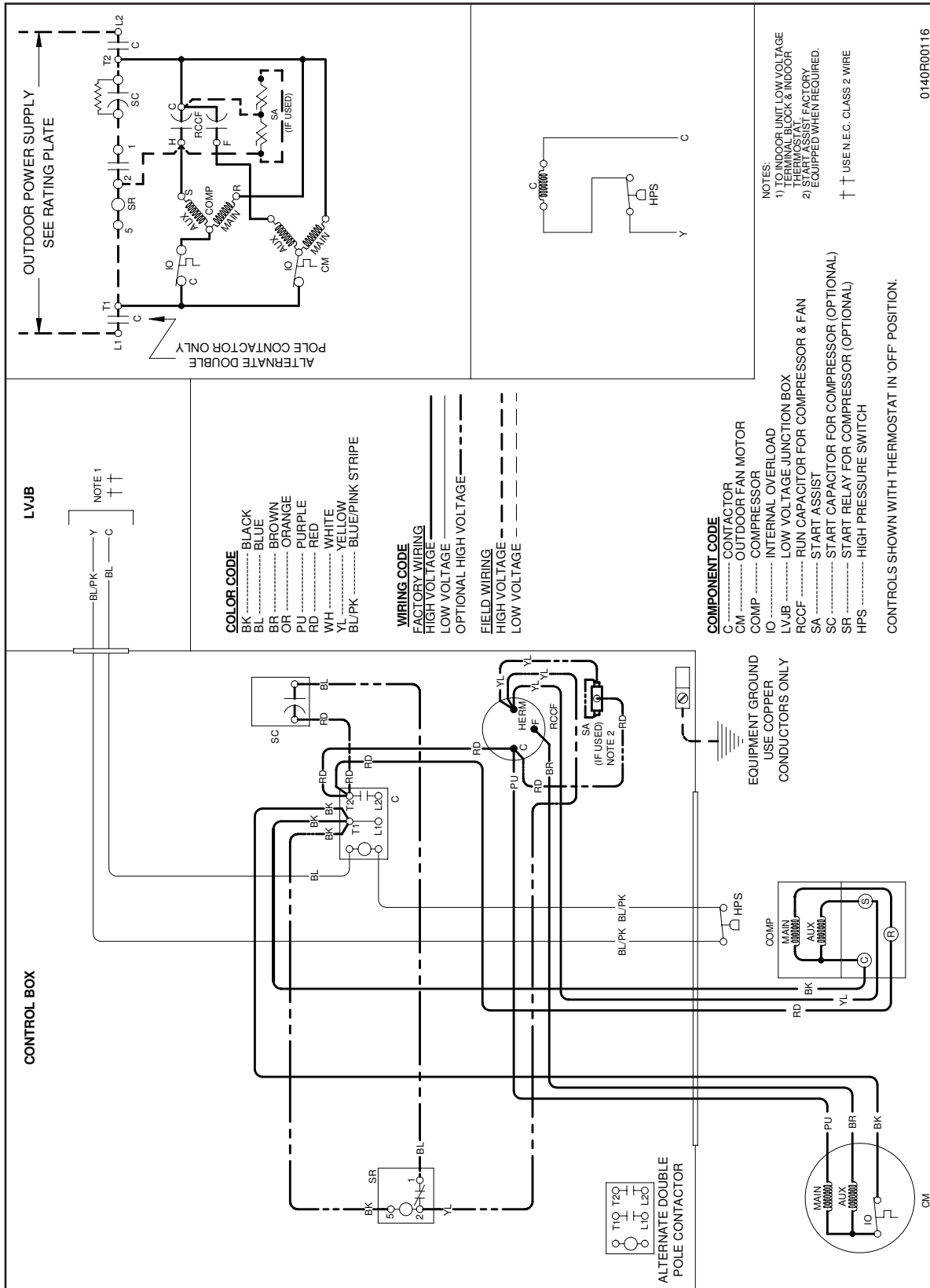
² Energy Efficiency Ratio @ 80°F/ 67°F/ 95°F

Notes

- Always check the S&R plate for electrical data on the unit being installed.
- When matching the outdoor unit to the indoor unit, use the piston supplied with the outdoor unit or that specified on the piston kit chart supplied with the indoor unit.
- EEP - Order from Service Dept. Part No. B13707-38 or new Solid State Board B13707-35S. Part No. B13707-38 is not interchangeable with B13707-35S. The Whirlpool Gas Furnace contains the EEP cooling time delay

PRODUCT SPECIFICATIONS

WIRING DIAGRAM — WAC43(18-60)AA



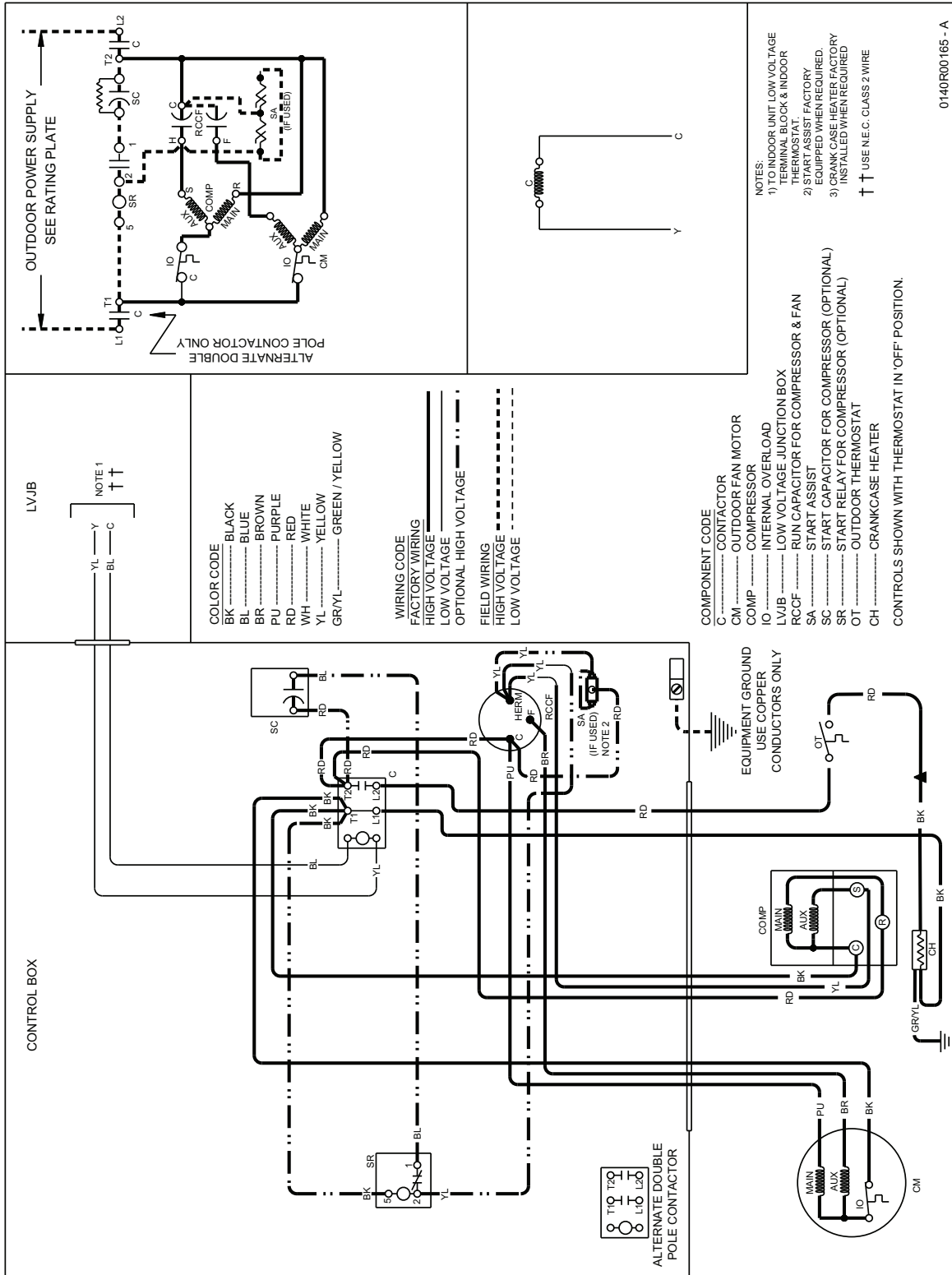
WARNING

HIGH VOLTAGE!

Disconnect all power before servicing or installing this unit.
Multiple power sources may be present.
Failure to do so may cause property damage, personal injury, or death.

PRODUCT SPECIFICATIONS

WIRING DIAGRAM — WAC4318AC*





WARNING

HIGH VOLTAGE!

**Disconnect all power before servicing or installing this unit.
Multiple power sources may be present.
Failure to do so may cause property damage, personal injury, or death.**

ACCESSORIES

Model #	Description	WAC43 018A*/B*	WAC43 18AC*	WAC43 024*	WAC43 030*	WAC43 036*	WAC43 042*	WAC43 048*	WAC43 060*
ABK-20	Anchor Bracket Kit ▼	X	X	X	X	X	X	X	X
ASC-01	Anti-Short Cycle Kit	X	X	X	X	X	X	X	X
CSR-U-1	Hard-start Kit	X		X	X	X			
CSR-U-2	Hard-start Kit		X				X	X	X
CSR-U-3	Hard-start Kit							X	X
FSK01A ¹	Freeze Protection Kit	X	X	X	X	X	X	X	X
LSK01A ²	Liquid Line Solenoid Kit	X	X	X	X	X	X	X	X
TX2N4 ²	TXV Kit	X	X						
TX3N4 ²	TXV Kit	X	X	X	X	X			
TX5N4 ²	TXV Kit						X	X	X

▼ Contains 20 brackets; four brackets needed to anchor unit to pad

¹ Installed on indoor coil

² Field-installed, non-bleed, expansion valve kit — Condensing units and heat pumps with reciprocating compressors require the use of start-assist components when used in conjunction with an indoor coil using a non-bleed thermal expansion valve refrigerant metering device or liquid line solenoid kit.

